

Manufacturer of Marine Lights, Hardware and Accessories

PERKO®

100th
Anniversary Edition
1907 to 2007



ISO 9001:2000 Certified



Commercial Products
Catalog No. 305C
2007 - 2008



COVER PHOTOGRAPH
Fowey Rocks Lighthouse
Biscayne National Park, Florida
Cover Photo By: Richard A. Cozier

Fowey Rocks is named for the Royal Navy ship HMS Fowey which wrecked on the reef in 1748. The lighthouse is located inside the boundaries of Biscayne National Park, seven miles southeast of Cape Florida on Key Biscayne. Built in 1878, the light replaced the Cape Florida lighthouse's operation (featured on our full line Catalog No. 305). In 1974 the light was automated and is still in operation today.

The lighthouse is built out of cast iron and has a screw-pile foundation with a platform and a skeletal tower. It stands 110 feet above the water. The tower framework is painted brown, while the dwelling and enclosed circular staircase to the lantern is painted white. The original lens was a first-order drum Fresnel lens. The light has a nominal range of 17 miles in the white sectors, and 13 miles in the red sectors.

During construction of the lighthouse, the workers lived on a platform built over the water to minimize the danger of transporting them and their supplies each day from the mainland. The Labor Day Hurricane of 1935 washed away the first deck of the lighthouse, 15 feet above the water, but the tower survived.

Source:
From Wikipedia, the free encyclopedia
"http://en.wikipedia.org/wiki/Fowey_Rocks_lighthouse"





PERKO®

Shaping the Wave of Excellence®



COMMERCIAL PRODUCTS CATALOG No. 305C

	<u>Pages</u>
1. The Perko Story, The First Catalog & Perko The Early Years	2 to 5
2. General Info, Sales Representatives, & Understanding Navigation Light Certifications	6 to 9
3. Navigation Lights for Vessels <u>Over</u> 20 Meters	10 to 23
4. Navigation Lights for Vessels <u>Under</u> 20 Meters	24 to 31
5. Lighting Fixtures	32
6. Searchlights	33 to 55
7. Battery Switches	56 to 57
8. Underwater Hardware, Deck Plates, Fills and Vents	58 to 65
9. Fog Bells & Deck Hardware	66 to 67
10. Cabinet Hardware	68 to 76
11. Navigation Lights Spare Parts.....	77 to 78
11. Numeric and Alphabetic Indexes	79 to 80

Manufacturer of Ship and Boat Equipment

Street Address:

16490 Northwest 13th Avenue
Miami, Florida 33169-5707

Mailing Address:

P.O. Box 64000D
Miami, Florida 33164-0510

Telephone Number: (305) 621-7525

Fax Number: (305) 620-9978

e-mail: sales@perko.com

Web Site: www.perko.com

Portions of this Catalog Previously Copyrighted in 1936 - 2005

© Perko, Inc. 2006 All Rights Reserved

1st Generation



*Frederick Perkins
Founder 1907-1947*

2nd Generation



*Louis E. Perkins
Co-Founder/President 1947-1964*

3rd Generation



*Marvin Perkins
President 1964-1997
Chairman 1997 to Present*

4th Generation



*Frederick M. Perkins
President 1997-Present*

5th Generation



*Cameron Perkins
1999-Present*



*Deborah Perkins
2002-Present*

The PERKO story consists of many interesting pieces. They make up a modern day marine hardware success story that goes back over 100 years!

The story starts with Frederick Persky, who later became known as Frederick Perkins. He was a Russian immigrant who was schooled in Germany as a machinist and tool-and-die maker. Frederick came to the United States in the early 1890's and soon became employed as a machinist for E. W. Bliss & Company in Brooklyn, New York. In the early 1900's, he and a partner began operating a business, F. Persky & Company, Lantern Manufacturer, out of the basement of his house. In 1907, Frederick's son Louis joined him in the business, and together they enlarged both the product line and the manufacturing facilities. By 1912, they had seventeen employees and made

a wide range of marine lanterns and products.

The business continued operating until 1913 when Frederick became president of National Marine Lamp Company, based out of Forestville, Connecticut. Frederick and Louis left that company in 1916 and moved back to Brooklyn, New York, where they started Perkins Marine Lamp Corporation. Five generations later, Perko is still a privately owned, family operated corporation, which is very unusual in today's marketplace.

Perkins Marine Lamp Corporation was initially known as Perkins Marine Lamp, Inc. The original focus was on the manufacture of hand formed sheet metal products for the marine market. The first catalog was published in 1916, with a

product line as diverse for its time as Perko's catalog is today. It included a full range of kerosene and electric lanterns for small and large boats, ventilators, chart cases, signaling devices, mooring buoys, pumps and a variety of spare parts. These products, fabricated from brass, copper and galvanized sheet metal, began what was to become our ongoing reputation for producing high quality products. We still do some hand forming and soldering today, much as it was done in our early years.

In 1922, the "PERKO" trademark was instituted. Each new product (and there were many) utilized the latest, sophisticated metal manufacturing technology and customers came to expect the highest standard of excellence from PERKO products.



THE PERKO STORY

100th Year Anniversary Edition - 1907 to 2007



The company name was changed to Perkins Marine Lamp and Hardware Corporation in 1932 to better reflect the growing line of products being offered at that time.

The company enjoyed exceptional growth into the 1930's as our reputation for quality increased, and new manufacturing facilities were added. The original one story plant grew to five stories and six more buildings under the direction of Louis Perkins. By the time Frederick Perkins passed away in 1947, Perkins Marine Lamp and the PERKO trademark had become a major factor in the fast growing marine industry.



PERKO Logo from 1929

Louis Perkins became president after Frederick's passing. In 1947, Louis's son, Marvin, joined the company. Expansion continued until they finally ran out of space in Brooklyn. Roy Hollenbeck came on board in 1960 to plan and coordinate the company's move to North Miami, Florida and oversee construction of the new facility. His extensive experience in manufacturing was instrumental in our successful move from a number of buildings to one large plant with all operations under one roof. Upon the passing of Louis in 1964, Marvin assumed the top responsibility and continued the growth and innovation that exists to this day.

Once settled in Florida, we established our own bronze factory. By 1965, a 47,000 square foot extension was completed and housed the sophisticated die-casting system that today produces zinc, bronze and aluminum products. Perko is the only domestic, marine manufacturer producing die-cast bronze parts, well known for strength, uniformity and quality.

Fred Perkins, Marvin's older son, entered the family business in the late 1960's and quickly established himself as one of the marine industry's most knowledgeable authorities on navigational light requirements. In 1977, Perkins Marine Lamp and Hardware Corporation was changed to Perko, Inc.

By 1979 we added a 35,000 square foot plastics injection molding facility, enabling us to manufacture all of our plastic products and components for our diverse product line.

Today, PERKO is truly an integrated manufacturer, almost completely independent of outside vendors, with the exception of a few basic items such as light bulbs, electric wire, etc. A whole range of complete in-house capabilities, from product design through manufacturing and assembly of finished products, enable us to eliminate most subcontractors and obtain better control of our product quality and delivery.

Over the years, PERKO has grown and is now housed in a modern facility, spanning 440,000 square feet on 16 acres in North Miami, Florida. Even now, with 5th generation family control, our business philosophy continues to emphasize long term commitment to quality leadership in the marine industry.

Our employees are an integral part of our business family. They take personal pride in providing individual attention to what they do and how they do it. Their positive attitude insures that each worker properly inspects our products as they are being made, and everyone concentrates on customer satisfaction.

Throughout all of our operations, steps have been taken to efficiently assure production of the highest quality products. PERKO, Inc. has been an ISO registered company since 1994. Our products are designed and manufactured to meet or exceed various standards including ISO 9001:2000, USCG, UL, NMMA and other industry standards, as well as our own quality specifications. Quality control is consistently maintained, and every step forward (from our founding to the present day) has been undertaken with our customer in mind. Each PERKO product is thoroughly evaluated for safety, appearance and function.



PERKO Logo from 1953

Our sand casting foundries help us control the production of our high quality brass, bronze and aluminum castings, and offers assurance that the proper alloy is used for each job.

Our press department utilizes a variety of forming tools, including multi-stage progressive tooling dies, which we produce in our own toolroom. Our large, conventional machine shop includes many secondary operations such as drilling, tapping and assembly. A separate

machine shop houses a number of modern, high speed automatic chuckers for high volume items, and our three separate polishing divisions assure the correct finishing procedure for each product.

Our plating operation was completely redesigned and rebuilt into a state-of-the-art facility. Special automated controls insure uniformity throughout the complete seven strike chromium plating process. In 2003 a Gold Plating Line was added in order to supply the best electrical contacts in the industry.

In 2005 our facility was rewired for a state-of-the-art computer network and Enterprise Resource Planning (ERP) operation, which will carry us well into this new century. We are expanding our foundry into Investment Casting. Our in-house printing, graphics and pre-press department produces almost all of our printed materials from packaging materials, box labels and instructions to full color catalogs and marketing materials. In total, careful planning over the years has enabled us to become virtually self sufficient in every department.

Our current day manufacturing capabilities include:

- An automated Foundry, pouring Aluminum, Bronze and Stainless Steel.
- Decorative Chrome Plating and electrical contact Gold Plating.
- Computerized CNC Machining and Robotic grinding.
- Zinc Alloy, Bronze and Aluminum Die Casting.
- Plastic Injection Molding.
- Mechanical Power Press forming operation.
- In house Tool & Die design and production.

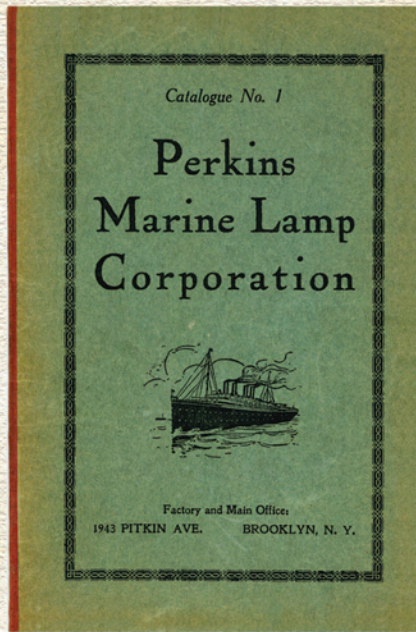
It has always been our objective to provide our customers with the very best in marine lights, hardware and accessories at competitive prices. Designed and built in America to the highest specifications, We Make it Right... Right Here!! All PERKO products are backed with outstanding warranties and our commitment to excellence.

If it's "PERKO, it's Proven"! That you can count on!



PERKO Logo Today

1916 Catalog Cover



These excerpts from the 1st catalog show the diversity and design for which Perkins Marine Lamp Corporation became known.

Perkins Marine Lamp Corporation published its first catalog in 1916. The catalog was 51 pages in length. The product line was as diverse for its time as PERKO's catalog is today, covering a full range of kerosene and electric lanterns for large and small boats. In addition, the products featured were bulkhead lanterns, telegraph lamps, foreign regulation lights, binnacle lights, wall lamps, hood ventilators, signaling devices, mooring buoys, pumps, plungers and a variety of spare parts.

PERKINS MARINE LAMP CORPORATION

Combined Lights

CLASS 1—BOATS 25 FT. AND UNDER

Fig. 4—BOSTON STYLE
Spring Fount
With Round Fresnel Lenses

No.	Size of Glass	Extreme Height	Width	Galvanized Brass Each	Price Each
3	9 1/2	5 1/2	5 1/2	\$6.00	\$7.50

With Back Door, extra, per light, 75c.

Fig. 5—CHICAGO STYLE
Spring Fount
Made With Plain Glass Only

No.	Size of Glass	Extreme Height	Width	Galvanized Brass Each	Price Each
1	4 x 4 1/2 in.	10 in.	7 in.	\$5.00	\$6.50
2	5 x 6 in.	12 in.	8 1/2 in.	6.00	7.50

With back door extra, per light, 75c.

SAILING LIGHTS

Fig. 6—SKILFUL ELECTRIC LIGHT
A popular electric combination light for small motor boats; dome-shaped, nickel plated or polished brass. Special candelabra socket and 3-inch nickel plated reflector.

No.	Height of Glass	Width	Price Each	Nickel Plated Each
3	5	5	\$6.00	\$7.50

Fig. 7—AMERICAN ELECTRIC
Fitted With 2-1/2 Inch Fresnel Lens
A classy set of small nickel plated lights—4 1/2 inches diameter at base. Furnished in white, ruby or green, with candelabra socket for electric bulb.
Price, each \$2.50
All Lanterns Furnished with Wicks.

2

PERKINS MARINE LAMP CORPORATION

3-Way Combination Lights

FOR LAUNCHES

Fig. 8—CHICAGO PATTERN
With Bull's-Eye Lens in Front

No.	Size of Glass	Height of Glass	Extreme Height	Width	Galvanized Brass Each	Price Each
1	4 1/2 x 3 1/4	5 1/2	8 1/2	7	\$5.00	\$6.50
2	5 1/4 x 6 1/4	6 1/2	10 1/2	8	6.00	7.50

Fig. 9—BOSTON PATTERN
With Three Semaphore Lenses

No.	Size of Glass	Height of Glass	Extreme Height	Width	Galvanized Brass Each	Price Each
1	2 1/2	5 1/2	9	5 1/2	\$5.00	\$6.50
2	3	7	11	8	6.00	7.50

Our "Little Baby" Fresnel Motor Boat Lights
SUITABLE FOR SMALL MOTOR BOATS
Furnished With Screw Fount Fresnel Glass

Size of Glass	Clear	Height	Extreme Height	Galvanized Brass Each	Price Each
3 1/4 x 5		8 1/2	11	\$3.00	\$4.00

All Lanterns Furnished with Wicks.

3

Combined Lights, Sailing Lights and 3 Way Lights

PERKINS MARINE LAMP CORPORATION

Bulkhead Lanterns

Galvanized and Polished Brass

Fig. 35

Size	Galvanized Per Dozen	Price Per Dozen
7 x 11 Plain	\$50.00	\$80.00
9 x 13 "	60.00	95.00
7 x 11 Guarded	70.00	100.00
9 x 13 "	80.00	115.00

Other sizes made to order. These lamps are made of extra heavy Galvanized Iron, Glasses sliding in from the outside, reinforced guards. Superior to any lantern on market.

Fig. 36

Station Lamps
Galvanized Iron and Brass—Guarded

Fig. 36

Size	Per dozen	Galvanized	Price
6 x 10		\$40.00	\$70.00
7 x 11		40.00	80.00
8 x 12		45.00	90.00
9 x 13		50.00	95.00
10 x 14		55.00	100.00
12 x 16		60.00	110.00

Fig. 37

Station Lamps
Japanned Tin and Galvanized

Size	Per dozen	Japanned Tin	Galvanized
6 x 10		\$16.00	\$38.00
7 x 11		18.00	40.00
8 x 12		20.50	45.00
9 x 13		24.75	50.00
10 x 14		27.00	55.00
12 x 16		30.00	58.00

All Lanterns Furnished with Wicks.

11

Bulkhead Lanterns

PERKINS MARINE LAMP CORPORATION

Binnacle Heads

Figs. 59 and 60—FANCY
Polished Brass
With One or Two Binnacle Lights.

Fig. 59

No.	For 2-inch Liquid Compass, each	With One Lamp	With Two Lamps
1	\$10.00	\$10.00	\$12.00
2	16.00	16.00	19.00

Fig. 60

Fig. 61—BELL SHAPE
Polished Brass

Fig. 61

No.	For 2-inch Liquid Compass, each	With One Lamp	With Two Lamps
1	\$7.00	\$7.00	\$9.00
2	12.00	12.00	15.00
3	14.00	14.00	17.00

All Lanterns Furnished with Wicks.

21

Binnacle Head Lights

PERKINS MARINE LAMP CORPORATION

Different Types of Day Signals

Fig. 58

No. 1—Black and White Frontum
2 ft. x 4 ft.
Each \$18.00

Fig. 59

No. 2—Red Frontum
2 ft. x 4 ft.
Each \$17.00

Fig. 60

No. 3—All Red Balls
24 inches
Each \$9.00

Fig. 61

No. 4—Black and White Balls
24 inches
Each \$10.50

36

Day Signals




PERKO - THE EARLY YEARS - 1907 TO 1930's

100th Year Anniversary Edition - 1907 to 2007



Above: PERKO Employees 1912

Below: Metal Stamping 1920's & 1930's



Above: Punch Presses 1920's



Above: Frederick Perkins Circa 1920



Right: Light Assembly 1920's



Above: Sheet Metal Working Area 1920's



Above: General Assembly 1920's

The above pictures and preceding company history are excerpts from PERKO's 100th Anniversary Catalog. For the complete history and current day manufacturing information, see the online catalog at www.perko.com or a copy of the full line product Catalog No. 305 (2007-2008).



GENERAL INFORMATION

100th Year Anniversary Edition - 1907 to 2007



SALES POLICY

PERKO Products are sold through our established Distributors. We do not sell direct to the public or organizations. Therefore, possession of this catalog does not infer an offer to sell. Please contact your local marine supplier.

PRICES AND TERMS

Our costs can change due to causes beyond our control. Therefore, our price list is only intended for the guidance of our customers and does not necessarily establish current prices. All prices are subject to change without notice.

Orders from firms having no satisfactory history or credit rating with us must be prepaid. C.O.D. shipments will be made if a 25% deposit is sent with order. Cash discounts do not apply to C.O.D. shipments.

PERKO[®]

LIMITED WARRANTY

PERKO, INC. (PERKO) warrants to the original consumer-purchaser that PERKO'S products will be free from defective materials or workmanship, and that the PERKOPLATE/PERKO•KOTE Finish will remain corrosion-free under normal use and service, for a period as shown below from the original purchase date:

Product Class	Duration
Products installed by a manufacturer as original equipment	1 year or duration of the manufacturer's general accessory warranty, whichever is longer
Commercial Products (and/or Products used in Commercial Service) and Searchlights	1 Year
Products not included above and which are purchased over-the-counter at a retail dealer	5 Years

ALL IMPLIED WARRANTIES, INCLUDING MERCHANTABILITY, ARE ALSO LIMITED IN DURATION TO THE WARRANTY PERIOD FROM THE ORIGINAL PURCHASE DATE.

PERKO SHALL NOT BE LIABLE FOR LOSS OF USE OF ANY OF ITS PRODUCTS, NOR FOR OTHER INCIDENTAL OR CONSEQUENTIAL COSTS, EXPENSES, OR DAMAGES INCURRED BY THE ORIGINAL PURCHASER OR BY ANY OTHER PERSON.

SOME STATES DO NOT ALLOW LIMITATIONS ON HOW LONG AN IMPLIED WARRANTY LASTS, SO THE ABOVE LIMITATION MAY OR MAY NOT APPLY TO YOU. SOME STATES DO NOT ALLOW THE EXCLUSION OR LIMITATION OF INCIDENTAL OR CONSEQUENTIAL DAMAGES, SO THE ABOVE LIMITATION OR EXCLUSION MAY OR MAY NOT APPLY TO YOU.

This warranty is void if the product warranted has been damaged by accident or unreasonable use, neglect, improper service or other cause not arising out of defects in material or workmanship. Excluded from this warranty are Electric Light Bulbs (lamps), Sealed Beam Units and Fuses. Specific warranty statements made on the smallest unit package, on the individual instruction/installation sheets, or on price quotations which

accompany certain specialty, custom or individual products shall supercede this warranty.

During the warranty period, your PERKO product will either be repaired or it will be replaced with a like product (at PERKO's option) without charge to the original consumer-purchaser, when returned prepaid and insured, with proof-of-purchase date to PERKO at our Factory in Miami, FL. In the event of replacement, the replacement product will continue the warranty of the original product, or ninety (90) days, whichever is longer. **Important: For this Warranty to be effective PERKO must be supplied with Proof-Of-Purchase date of the product.**

PERKO does not authorize any person or company to create for it any other obligation or liability in connection with any of its products.

DESIGNS

For the purpose of continuous improvement in our products, the designs and specifications are subject to change without notice.

RETURN GOODS

A Repackaging Service Charge of \$10.00 net will apply to all broken packages. Products made to order are not returnable. Stock products in new, saleable condition are only returnable when permission has been granted by us, and are subject to handling and repackaging charges. Return shipping charges must be prepaid. Purchase date and invoice number are required when requesting an R.G.A. (Return Goods Authorization) number. Permission must be requested within 30 days after receipt of goods.

WEIGHTS

The weights given in this catalog are approximate, but should be sufficient for general purposes.

SHIPPING INSTRUCTIONS

Customers should send specific shipping instructions; otherwise, we will use our own judgement in selecting route.

SHIPMENTS

F.O.B. our plant, Miami, Florida, unless quoted otherwise. We are not responsible for damage, loss or delay after goods are delivered to carrier. When loss or delay occurs, we will gladly assist in tracing or expediting, but such assistance is no criterion of responsibility.

When there is loss or apparent visible damage to a shipment when tendered for delivery, do not give the carrier a clear receipt. Note such damage on the carrier's delivery receipt and have the driver sign the receipt.

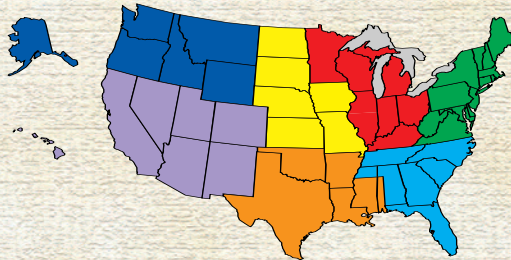
CONCEALED DAMAGE OR LOSS

1. Advise the delivering carrier in writing as soon as discovered or no more than 15 days after delivery, and request carrier to make an inspection.
2. Retain, for the carrier's inspection, the container and all packaging that the damaged or lost material was packaged in.
3. Shortages - Must be reported to us within 15 days after receipt of goods.



REGIONAL & INTERNATIONAL SALES REPRESENTATIVES

100th Year Anniversary Edition - 1907 to 2007



UNITED STATES & CANADA

NORTHEAST

NEW HAMPSHIRE, VERMONT, CONNECTICUT, COASTAL MAINE, UPGATE NEW YORK, NEW JERSEY & PENNSYLVANIA

CGW Associates
P.O. Box 414
Scituate, MA 02066
Phone: 781-545-3790 Fax: 781-545-0359
E-Mail: CGWCO@aol.com
CHARLES W. O'CONNOR

LONG ISLAND, NEW YORK, SO. MASS., RHODE ISLAND

CGW Associates
137 Brandt Island Road
Mattapoisett, MA 02739
Phone: 508-758-2980 Fax: 508-758-9705
E-Mail: CGWVO@aol.com
WAYNE OLIVIERA

MARYLAND, VIRGINIA, DELAWARE, NEW JERSEY & PENNSYLVANIA

CGW Associates
1070 Ulmstead Circle, Arnold, MD 21012
Phone: 410-757-9630 Fax: 410-757-4365
E-Mail: KWCGW@aol.com
KEVIN WILLIAMS

CENT. MAINE, NO. MASS, PRINCE EDWARD ISLAND, NEW FOUNDLAND, NOVA SCOTIA & NEW BRUNSWICK

CGW Associates
4 King Street Ct., Rockport, MA 01966
Phone: 978-546-2085 Fax: 978-546-5820
E-Mail: CGWJH@aol.com
JACK HOGAN

ONTARIO, MANITOBA & QUEBEC CANADA

CGW Associates
42 Oakridge Rd, Barrie, ON Canada L4N5N8
Phone: 705-728-8151 Fax: 705-728-4327
E-Mail: dalford1@home.com
DAVE ALFORD

SOUTHEAST

NORTH CAROLINA

The Gartner Group
3313 Highway 70 East, New Bern, NC 28560
Phone: 252-633-1210 Fax: 252-633-1692
E-Mail: ken@thegartnergroup.com
E-Mail: doug@thegartnergroup.com
E-Mail: bill@thegartnergroup.com
KEN WILLIAMS, DOUG PETERSEN & BILL THOMPSON (OFFICE MANAGER)

SOUTH CAROLINA, NORTHERN GEORGIA & SOUTH FLORIDA AFTERMARKET

The Gartner Group
825 Hamlet Circle, Goose Creek, SC 29449
Phone: 843-797-3073 Fax: 843-764-3511
E-Mail: johnny@thegartnergroup.com
JOHNNY THOMERSON

TENNESSEE, ALABAMA & MISSISSIPPI

The Gartner Group
Mac-Hugh & Associates
9411 Raven Hollow Rd, Brentwood, TN 37027
Phone: 615-370-4132/Fax: 615-373-3867
E-Mail: bob@thegartnergroup.com
ROBERT TAYLOR

PANHANDLE, NORTHWESTERN & CENTRAL FLORIDA

The Gartner Group
3345 Park Grove Ct., Longwood, FL 32779
Phone: 407-333-1407/Fax: 407-805-9305
E-Mail: tripp@thegartnergroup.com
TRIPP HAMMACK

NORTHEAST FLORIDA & SOUTHERN GEORGIA

The Gartner Group
3064 Rio Palma North, Indialantic, FL 32903
Phone: 321-773-5877 Fax: 321-989-0295
E-Mail: brian@thegartnergroup.com
BRIAN ROBINSON

SOUTHERN FLORIDA

The Gartner Group
1779 N.E. 39th Court #1104/ P.O. Box 50227
Pompano Beach, FL 33064
Phone: 954-781-4303 Fax: 954-781-4412
E-Mail: jay@thegartnergroup.com
JAY BARNES

MIDWEST 1

MISSOURI, IOWA, NO. & SO. DAKOTA & NEBRASKA

Midwestern Sales Co., Inc.
9849 Briar Drive, Overland Park, KS 66207
Phone: 913-649-1270 Fax: 913-648-2885
E-Mail: dwills@mwsinc.net
DENNIS WILLS

KANSAS & SO. MISSOURI

Midwestern Sales Co., Inc.
9849 Briar Drive, Overland Park, KS 66207
Phone: 913-649-1270 Fax: 913-648-2885
E-Mail: kmitchell@mwsinc.net
KORY MITCHELL

MIDWEST 2

MINNESOTA & WISCONSIN

Inland Marketing Associates, Inc.
570 West 78th St., /P.O. Box 2001
Chanhassen, MN 55317
Phone: 952-937-2304 Fax: 952-937-2353
E-Mail: ted@imarep.com
TED LAMSON

ILLINOIS, INDIANA & KENTUCKY

Inland Marketing Associates, Inc.
1071 Highland Ct./P.O. Box 414
Plymouth, IN 46563
Phone: 574-936-6972 Fax: 574-936-8248
E-Mail: eddiek@imarep.com
ED KUYKENDALL

MICHIGAN & OHIO

Inland Marketing Associates, Inc.
500 S. Washington Suite 1
Royal Oak, MI 48067
Phone: 248-541-4404 Fax: 248-541-4405
E-Mail: bill@imarep.com
R. WILLIAM BURT

SOUTH CENTRAL

SO. CENTRAL TEXAS, OKLAHOMA, ARKANSAS

MAC-HUGH & Associates, Inc.
P.O. Box 383, LaPorte, TX 77572
Phone: 281-470-1872 Fax: 286-639-4599
E-Mail: mchugh12@bellsouth.net
HUGH W. MULHOLLAND

LOUISIANA, WESTERN ALABAMA, SO. MISSISSIPPI & SO. EAST ARKANSAS,

MAC-HUGH & Associates, Inc.
5540A Pepsi Street, Harahan, LA 70123
Phone: 504-734-9411 Fax: 504-734-5144
E-Mail: mchugh12@bellsouth.net
KYLE MCHUGH, BUZZ HUMPHREY,
DAVID HILDRETH, GARRETT MCHUGH &
KYLE MICHAEL MCHUGH, JR.

WEST

CALIFORNIA, NEVADA, UTAH, COLORADO,

ARIZONA, NEW MEXICO & HAWAII
Pacific Marine Marketing, Inc.
3368 McGraw Lane, Lafayette, CA 94549
Phone: 925-284-4855/Fax: 925-284-4856
E-Mail: w.moosers@comcast.net
WAYNE R. MOOSERS

NORTHWEST

ALBERTA, ALASKA, BRITISH COLUMBIA, IDAHO, MONTANA, OREGON, WASHINGTON, WYOMING

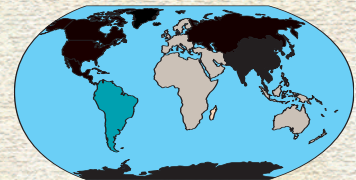
West-Line Marine Sales Co.
Mail: P.O. Box 1564, Lake Oswego, OR 97035
Shipping: 16598 72nd Ave., Portland, OR 97224
Phone: 503-639-5275/Fax: 503-684-6399
E-Mail: westline@verizon.net
BILL PASCHALL

West-Line Marine Sales Co.
P.O. Box 3369, Redmond, WA 98073
Phone: 425-883-4115/Fax: 425-885-1695
E-Mail: jawede@msn.com
JOHN WEDEBERG

West-Line Marine Sales Co.
P.O. Box 1564, Lake Oswego, OR 97035
Phone/Fax: 541-469-4455
E-Mail: chuckchambers@charter.net
CHUCK CHAMBERS

COMMERCIAL PRODUCTS

B.A. Griffin Associates, Inc.
355 Grow Ave. N.W.
Bainbridge Island, WA 98110
Phone: 206-780-0509/Fax: 206-855-9080
E-Mail: bagriffin@griffinassociates.com
BARRY GRIFFIN



INTERNATIONAL 1

EUROPE, SO. EAST ASIA, AFRICA, MIDDLE EAST & AUSTRALIA

Greenwich Trading Co.
Head Office
256 Post Rd. East, Suite 205
Westport, CT 06880
Phone: 203-226-9697/Fax: 203-226-9935
E-Mail: sales@greenwichtrade.com
DANIEL J. LYONS & DANILO CAMPOS

Greenwich Trading Co.
Northern European Office
22 The Stables, Cairnburn Gardens
Belfast, BT4 2HY, N. Ireland
Phone: 44.28.9090.0515/Fax: 44.28.9087.5309
E-Mail: pharding@greenwichtrade.com
PAUL HARDING

Greenwich Trading Co.
Southern European Office
Via G. Cimabue, 1, 20052 Monza (MI) Italy
Phone: 39.2020093 Fax: 39. (039) 2849487
E-Mail: gscarpino@greenwichtrade.com
GIUSEPPE SCARPINO

Greenwich Trading Co.
Middle East Office
P.O. Box 61286 Jebel Ali Free Zone
Dubai, U.A.E.
Phone: 971.4.8813.167 Fax: 971.4.8813.168
E-Mail: hyusuf@greenwichtrade.com
HAKIM M. YUSUF

Greenwich Trading Co.
Florida Office
7812 N.W. 54th St., Miami, FL 33166
Phone: 305-593-5535/Fax: 305-593-5529
E-Mail: osocarras@greenwichtrade.com
OSCAR SOCARRAS

INTERNATIONAL 2

BERMUDA, MEXICO, CENTRAL & SOUTH AMERICA & THE CARIBBEAN

E&P Marine Inc.
2425 N.W. 33rd Ave., Miami, FL 33142
Phone: 305-634-6110/Fax: 305-634-1191
E-Mail: epmarine@navalex.com
PEDRO L. RODRIGUEZ, MIGUEL A. VASALLO,
LARRY CORREA, LILLY DIAZ

For Information on all Export & Foreign Regions Contact: Jose Massana at Perko, Inc.



NAVIGATION LIGHT SELECTION CHART

100th Year Anniversary Edition - 1907 to 2007



FOR COMMERCIAL POWER DRIVEN VESSELS OVER 20 METERS (65.6 FT.) IN LENGTH

This chart is provided as a guide for light selection, not positioning. Refer to the 72 COLREGS and the U.S. inland navigation rules for positioning details. Depending upon the activity of the vessel, it may be required to carry a combination of several of the types of lights listed below. Consult your local U.S. Coast Guard office for specific vessel requirements. Refer to product listings for specific visibility arc and range requirements.

NAVIGATION LIGHTS FOR VESSELS OVER 20M (65.6 FT.) IN LENGTH

VESSEL ACTIVITY AND SIZE		LIGHTING CODES
Power driven, underway and making way.	Vessels 20 Meters (65.6 ft.) to 50 Meters (164.00 ft.) in length.	SL, SN, M
Power driven, underway and making way.	Vessels over 50 Meters (164.00 ft.) in length.	SL, SN, M, MR
Towing by pushing ahead (COLREGS)	Vessels 20 Meters (65.6 ft.) to 50 Meters (164.00 ft.) in length. Vessels over 50 Meters (164.00 ft.) in length. Barges	SL, SN, 2M SL, SN, 2M, MR SL
Towing by pushing ahead (Inland) Note: Tug and Barge rigidly connected in a composite unit. Same as power driven vessel above	Vessels 20 Meters (65.6 ft.) to 50 Meters (164.00 ft.) in length. Vessels over 50 Meters (164.00 ft.) in length. Barges	SL, 2T, 2M SL, 2T, 2M, MR SL
Towing Alongside (COLREGS)	Vessels 20 Meters (65.6 ft.) to 50 Meters (164.00 ft.) in length. Vessels over 50 Meters (164.00 ft.) in length. Barges	SL, SN, 2M SL, SN, 2M, MR SL, SN
Towing Alongside (Inland)	Vessels 20 Meters (65.6 ft.) to 50 Meters (164.00 ft.) in length. Vessels over 50 Meters (164.00 ft.) in length. Barges	SL, 2T, 2M SL, 2T, 2M, MR SL, SN, SF
Towing Astern, tow length less than 200 meters (656.0 ft.) in length.	Vessels 20 Meters (65.6 ft.) to 50 Meters (164.00 ft.) in length. Vessels over 50 Meters (164.00 ft.) in length. Barges	SL, T, 2M SL, T, 2M, MR SL, SN
Towing Astern, tow length over 200 meters (656.0 ft.) in length.	Vessels 20 Meters (65.6 ft.) to 50 Meters (164.00 ft.) in length. Vessels over 50 Meters (164.00 ft.) in length. Barges	SL, T, 3M SL, T, 3M, MR SL, SN
Fishing, engaged, underway and making way with nets or lines astern.	Vessels 20 Meters (65.6 ft.) to 50 Meters (164.00 ft.) in length. Vessels over 50 Meters (164.00 ft.) in length.	SL, SN, RW SL, SN, 3M, RW
Fishing, engaged, underway and making way "trawling" dragging a dredge net.	Vessels 20 Meters (65.6 ft.) to 50 Meters (164.00 ft.) in length. Vessels over 50 Meters (164.00 ft.) in length.	SL, SN, GW SL, SN, 3M, GW
Fishing, engaged, underway and making way with an obstruction over the side more than 150 meters (492.0 ft.).	Vessels 20 Meters (65.6 ft.) to 50 Meters (164.00 ft.) in length. Vessels over 50 Meters (164.00 ft.) in length.	SL, SN, RW, W SL, SN, MR, RW, W
Fishing, engaged, not making way or at anchor.	Vessels of any length.	RW
Restricted in maneuverability making way.	Vessels 20 Meters (65.6 ft.) to 50 Meters (164.00 ft.) in length. Vessels over 50 Meters (164.00 ft.) in length.	SL, SN, M, RWR SL, SN, MR, RWR
Restricted in maneuverability not making way.	Vessels of any length.	RWR
Restricted in maneuverability not making way with an obstruction over the side.	Vessels of any length. Obstruction such as a pipeline.	RWR, 2R, 2G Y (See COLREGS for Details)
Restricted in maneuverability and towing.	See "towing" above for running and towing light requirements.	RWR
At Anchor	Vessels 20 Meters (65.6 ft.) to 50 Meters (164.00 ft.) in length. Vessels 50 Meters (164.00 ft.) to 100 Meters (328.0 ft.) in length. Vessels over 100 Meters (328.0 ft.) in length.	W W, W/A W, W/A, WL
Not under command and making way.	Vessels of any length.	SL, SN, 2R
Not under command and not making way.	Vessels of any length.	2R
Aground	Vessels 20 Meters (65.6 ft.) to 50 Meters (164.00 ft.) in length. Vessels over 50 Meters (164.00 ft.) in length.	W, 2R W, W/A, 2R
Pilot vessel engaged in pilotage duty.	Vessels of any length.	SL, SN, WR
Pilot vessel at anchor.	Vessels of any length.	W, WR

KEY TO LIGHTING CODES

SL - Side Lights (Red & Green).	T - Towing Light mounted vertically above a Stern light.	W - White All-Round Light.
SN - Stern Light.	2T - 2 Towing Lights mounted in a vertical line.	W/A - White All-Round Light forward and above anchor light astern.
M - Masthead Light.	GW - Green All-Round Light mounted vertically above a White All-Round Light.	WR - White All-Round Light mounted vertically above a Red All-Round Light.
MR - Masthead "Range" Light.	RW - Red All-Round Light mounted vertically above a White All-Round Light.	SF - Special Flashing Yellow Barge Light.
2M - 2 Masthead Lights mounted in a vertical line.	RWR - 3 All-Round Lights mounted vertically, the highest and lowest being red and the middle being white.	YA - Yellow All-Round Light.
3M - 3 Masthead Lights mounted in a vertical line.		WL - Working lights that illuminate the deck.
2R - 2 Red All-Round Lights mounted in a vertical line.		
2G - 2 Green All-Round Lights mounted in a vertical line.		



UNDERSTANDING NAVIGATION LIGHT CERTIFICATIONS

100th Year Anniversary Edition - 1907 to 2007

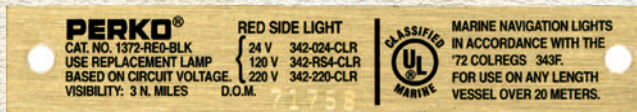


All U.S. registered vessels are subject to either the '72 COLREGS or the U.S. inland rules. Effective 11/1/03, lights must meet one of 3 types of certifications depending on the size of the vessel and the date it was manufactured.

LARGE BOATS OVER 20 METERS (65.6 FT.)

The U.S. Coast Guard is accepting lights that have passed the UL tests (UL Standard 1104) as meeting the '72 COLREGS and the U.S. Inland Rules for vessels over 20 meters (65.6 ft.). As the first domestic manufacturer to pass UL 1104, PERKO's lights can be installed on vessels over 20 meters (65.6 ft.). PERKO manufactures two sizes of lights for the large boat market. The first group of lights is for vessels between 20 meters and 50 meters. The second group includes larger lights and is for vessels over 20 meters (without an upper limit on length).

A brass tag is permanently affixed to the light indicating the type of light, catalog number, voltage and bulb type to install to meet the visibility requirements. It also states that the light is classified by UL in accordance with the '72 COLREGS. This is the only documentation needed by a vessel in this size range for navigation lights to certify light construction compliance with the '72 COLREGS and the U.S. Inland rules.





SMALL BOATS⁽¹⁾ UNDER 20 METERS (65.6 FT.)

U.S. requirements for smaller vessels are less strict and they differ depending on when the boat was built.

SMALL BOATS BUILT BEFORE 11/1/03

Lights for these boats must be manufactured in accordance with the American Boat and Yacht Council (A.B.Y.C.) Standard A-16. The primary means of certification recognized in the United States for lights for these boats is through the National Marine Manufacturers' Association (NMMA) certification procedure. USCG approved lights, as described below, are also approved for these applications. All PERKO small boat lights designed for use on boats built before 11/1/03 are certified under this NMMA Certification Procedure. All lights certified under this procedure are required to permanently carry the mark "A-16" visibly displayed when the light is installed.


**A-16
MARKING**



SMALL BOATS BUILT AFTER 11/1/03

The only recognized means of certification of lights for these boats is the USCG approval system. This system uses independent, 3rd party USCG approved labs to conduct some of the tests required for the A-16 certification. On all USCG approved lights, the permanent marking USCG 1nm, USCG 2nm or USCG 3nm (depending on whether the light is a 1-mile, 2-mile or 3-mile light) must be visible when the light is installed. Note that certifications may vary with voltage (e.g. USCG approved for 12-volt and A-16 certified for 24-volt).

**USCG 2nm
MARKING**



(1) Does not apply to vessels under 7 meters which are not powered

NAVIGATION LIGHTS FOR VESSELS OVER 20M (65.6 FT.) IN LENGTH

FIGS. 1384 - 1388 SERIES LIGHTS

CERTIFIED FOR USE ON VESSELS OVER 20 METERS (65.6 FT.) IN LENGTH

CERTIFICATIONS:

- UL 1104 - 3nm
- UL 1104 - 6nm



CONSTRUCTION:

- LIGHTWEIGHT BUT DURABLE FIBER-FILLED POLYCARBONATE BLACK PLASTIC
- INCLUDES TWO 3 FOOT LENGTHS OF 16/3-SO CABLE THROUGH WATERTIGHT TERMINAL TUBES
- WATERTIGHT ACCESS CAP FOR REBULBING AND CLEANING

UPPER LENS SECTION - FOR "BACK-UP" USE

- REMOVABLE INCANDESCENT BULB
- PRE-WIRED MEDIUM PREFOCUS SOCKET
- 24, 120 & 220 VOLT OPTIONS, BULB NOT INCLUDED
- ROUGH SERVICE BULBS ARE AVAILABLE

LOWER LENS SECTION - PERMANENTLY SEALED L.E.D. CHAMBER

- LONG LIFE, MAINTENANCE FREE L.E.D. (120 VAC ONLY)

ORDERING INFO

Description	Visibility Arc	Visibility Miles	Cat. No. Std. Pkg. 1 Pk.	Ship Wt.
				Carton Lbs. Standard Pkg.
Red Side Light	112-1/2°	3	1384RE0BLK	8.5
Green Side Light	112-1/2°	3	1384GE0BLK	8.5
White Masthead Light	225°	6	1385E00BLK	9.7
White Stern Light**	135°	3	1386E00BLK	8.5
Yellow Towing Light	135°	3	1386ME0BLK	8.5
White All-Round Light**	360°	3	1387E00BLK	8.5
White All-Round Light***	360°	6	1387HE0BLK	8.5
Red All-Round Light	360°	3	1388RE0BLK	8.5
Green All-Round Light	360°	3	1388GE0BLK	8.5
Yellow All-Round Light	360°	3	1388ME0BLK	8.5

TECH INFO

Bulb Upper: 24, 120 or 220 Volt (Not Included)
 Lower: 120VAC L.E.D.
 Mounting Bolt Size: 3/8"
 Height Overall: 18-3/8"
 (Masthead 20-1/4")
 Height Lens: 6-3/4"

Special lights to meet local requirements are available upon request.

**These lights are supplied with a Gray Tinted Lens (upper section only)

***For Great Lakes use

NAVIGATION LIGHTS FOR VESSELS OVER 20M (65.6 FT.) IN LENGTH



Close-up of Sealed L.E.D. Chamber



Fig. 1384 Green Side Light



Fig. 1385 White Masthead



Fig. 1386 Yellow Towing



Fig. 1386 White Stern



Fig. 1384 Red Side Light



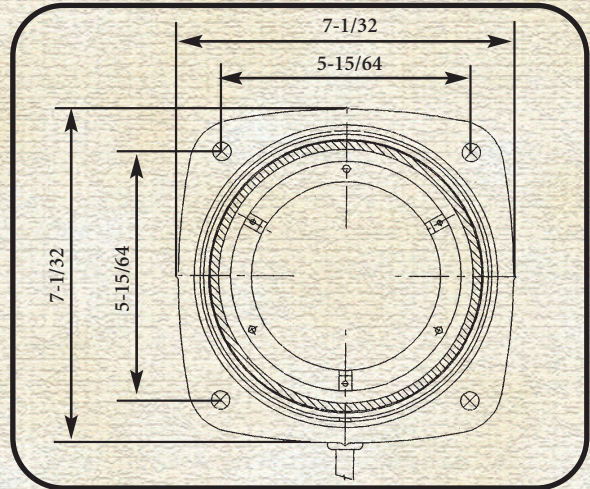
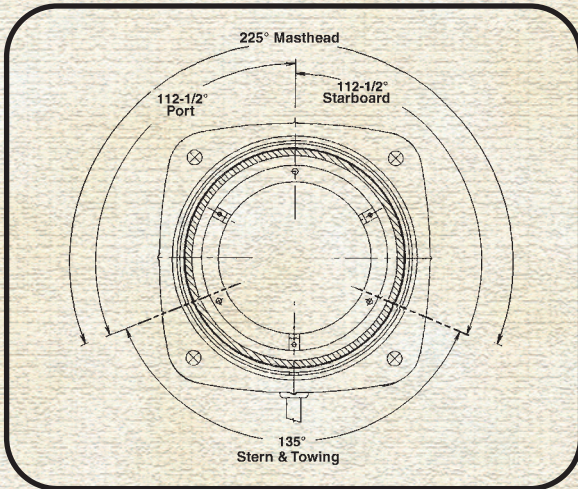
IMPORTANT INCANDESCENT BULB DATA- TOP LENS SECTION

TO COMPLY WITH THE UL STANDARD 1104, THE LIGHTS LISTED ON THIS PAGE MUST BE USED WITH THE FOLLOWING PERKO CATALOG NUMBERS: 24 VOLT USE: 0342024CLR,

120 VOLT USE: 0342004CLR BULB OR 0342RS4CLR BULB

WHEN A "ROUGH SERVICE" BULB IS REQUIRED AND 220 VOLT USE CAT. No. 0342220CLR

Spare Parts Ordering Information See Page 11



4 - Mounting Holes, for 3/8 inch bolts
Spaced 5-15/64 apart on Center

18-3/8 Inches

Figs. 1384, 1386, 1387 & 1388 Series Lights

SPARE PARTS ORDERING INFORMATION

- 1) Access Cap Assembly Including Top Socket
Cat. No. 1363DBLBLK
- 2) Medium Prefocus Socket
Cat. No. 0367
- 3) Spare Bulb Information
24V = 0342024CLR
120V= 0342004CLR & 0342RS4CLR
220V= 0342220CLR

Note: L.E.D. Chamber Permanently Sealed

20-1/4 Inches

Fig. 1385 Masthead Light

SPARE PARTS ORDERING INFORMATION

- 1) Access Cap Assembly Including Top Socket
Cat. No. 1363DBLBLK
- 2) Medium Prefocus Socket,
Cat. No. 0367
- 3) Spare Bulb Information
24V = 0342024CLR
120V= 0342004CLR & 0342RS4CLR
220V= 0342220CLR

Note: L.E.D. Chamber Permanently Sealed

NAVIGATION LIGHTS FOR VESSELS OVER 20M (65.6 FT.) IN LENGTH

FIGS. 1369 - 1372 SERIES LIGHTS

CERTIFIED FOR USE ON VESSELS OVER 20 METERS (65.6 FT.) IN LENGTH

CERTIFICATIONS:

- UL 1104 - 3nm
- UL 1104 - 6nm
- CE



CONSTRUCTION:

- LIGHTWEIGHT BUT DURABLE FIBER-FILLED POLYCARBONATE BLACK PLASTIC
- PRE-WIRED MEDIUM PREFOCUS SOCKET
- INCLUDES ONE 3 FOOT LENGTH OF 16/3-SO CABLE THROUGH WATERTIGHT TERMINAL TUBES
- WATERTIGHT ACCESS CAP FOR REBULBING AND CLEANING
- ROUGH SERVICE BULBS ARE AVAILABLE

ORDERING INFO

Description	Visibility Arc	Visibility Miles	Std. Pkg. 1 Pc.	Ship Wt. Carton Lbs. Standard Pkg.
Red Side Light	112-1/2°	3	1372RE0BLK	4.4
Green Side Light	112-1/2°	3	1372GE0BLK	4.4
White Masthead Light	225°	6	1373E00BLK	4.3
White Stern Light*	135°	3	1374E00BLK	4.4
Yellow Towing Light	135°	3	1374ME0BLK	4.4
White All-Round Light*	360°	3	1369E00BLK	4.1
White All-Round Light**	360°	6	1369HE0BLK	4.1
Red All-Round Light	360°	3	1370RE0BLK	4.1
Green All-Round Light	360°	3	1370GE0BLK	4.1
Yellow All-Round Light	360°	3	1370ME0BLK	4.1

TECH INFO

Bulb: 24, 120 or 220 Volt
(Not Included)
Mounting Bolt Size: 3/8"
Height Overall: 9-1/4"
Height Lens: 6-3/4"

Special lights to meet local requirements are available upon request.

*These lights are supplied with a Gray Tinted Lens

**For Great Lakes use

Fig. 1372
Green Side Light



Fig. 1370
Green
All-Round



Fig. 1370
Red
All-Round



Fig. 1372
Red Side Light



Fig. 1373
White Masthead



Fig. 1370
Yellow
All-Round



Fig. 1374
White Stern

IMPORTANT BULB DATA

TO COMPLY WITH UL STANDARD 1104, THE LIGHTS LISTED ON THIS PAGE MUST BE USED WITH THE FOLLOWING PERKO BULBS:
24 VOLT USE CAT. No. 0342024CLR
120 VOLT USE CAT. No. 0342004CLR BULB OR 0342RS4CLR BULB
WHEN A "ROUGH SERVICE" BULB IS REQUIRED AND
220 VOLT USE CAT. No. 0342220CLR.

SPARE PARTS ORDERING INFORMATION

Access Cap Assembly: 1363SGLBLK
Medium Prefocus Socket: 0367
Bulb Information:
24V = 0342024CLR
120V = 0342004CLR & 0342RS4CLR
220V = 0342220CLR

See Page 16 for Technical Information.

NAVIGATION LIGHTS FOR VESSELS OVER 20M (65.6 FT.) IN LENGTH



DOUBLE LENS NAVIGATION LIGHTS

100th Year Anniversary Edition - 1907 to 2007



FIGS. 1364 - 1368 SERIES LIGHTS

CERTIFIED FOR USE ON VESSELS OVER 20 METERS (65.6 FT.) IN LENGTH

CONSTRUCTION:

- LIGHTWEIGHT BUT DURABLE FIBER-FILLED POLYCARBONATE BLACK PLASTIC
- PRE-WIRED MEDIUM PREFOCUS SOCKET
- INCLUDES TWO 3 FOOT LENGTHS OF 16/3-SO CABLE THROUGH WATERTIGHT TERMINAL TUBES
- WATERTIGHT ACCESS CAP FOR REBULBING AND CLEANING
- ROUGH SERVICE BULBS ARE AVAILABLE

CERTIFICATIONS:

- UL 1104 - 3nm
- UL 1104 - 6nm
- CE



ORDERING INFO

Description	Visibility		Std. Pkg. 1 Pc.	Ship Wt.
	Arc	Miles		Carton Lbs. Standard Pkg.
Red Side Light	112-1/2°	3	1364RE0BLK	6.9
Green Side Light	112-1/2°	3	1364GE0BLK	6.9
White Masthead Light	225°	6	1365E00BLK	6.5
White Stern Light*	135°	3	1366E00BLK	6.8
Yellow Towing Light	135°	3	1366ME0BLK	6.8
White All-Round Light*	360°	3	1367E00BLK	6.3
White All-Round Light**	360°	6	1367HE0BLK	6.3
Red All-Round Light	360°	3	1368RE0BLK	6.3
Green All-Round Light	360°	3	1368GE0BLK	6.3
Yellow All-Round Light	360°	3	1368ME0BLK	6.3

TECH INFO

Bulb: 24, 120 or 220 Volt (Not Included)
 Mounting Bolt Size: 3/8"
 Height Overall: 17-1/4"
 Height Lens: 6-3/4"

Special lights to meet local requirements are available upon request

*These lights are supplied with a Gray Tinted Lens

**For Great Lakes use



Fig. 1364
Green Side Light



Fig. 1368
Red All-Round



Fig. 1366
Yellow Towing



Fig. 1367
White All-Round



Fig. 1364
Red Side Light

NAVIGATION LIGHTS FOR VESSELS OVER 20M (65.6 FT.) IN LENGTH

IMPORTANT BULB DATA

TO COMPLY WITH UL STANDARD 1104, THE LIGHTS LISTED ON THIS PAGE MUST BE USED WITH THE FOLLOWING PERKO BULBS:

24 VOLT USE CAT. No. 0342024CLR

120 VOLT USE CAT. No. 0342004CLR BULB OR 0342RS4CLR BULB

WHEN A "ROUGH SERVICE" BULB IS REQUIRED AND

220 VOLT USE CAT. No. 0342220CLR

SPARE PARTS ORDERING INFORMATION

Access Cap Assembly Including Top Socket: 1363DBLCLK
 Medium Prefocus Socket: 0367

Bulb Information:

24V = 0342024CLR

120V = 0342004CLR & 0342RS4CLR

220V = 0342220CLR

See Page 16 for Technical Information.

CERTIFICATIONS:

- UL 1104 - 3nm
- UL 1104 - 6nm
- CE



FIGS. 1169 - 1172 SERIES LIGHTS

CERTIFIED FOR USE ON VESSELS OVER 20 METERS (65.6 FT.) IN LENGTH

CONSTRUCTION:

- HEAVY DUTY CAST BRONZE
- PRE-WIRED MEDIUM PREFOCUS SOCKET
- 3 FEET OF 16/3-SO CABLE THROUGH A WATERTIGHT TERMINAL TUBE
- WATERTIGHT ACCESS CAP FOR REBULBING AND CLEANING
- ROUGH SERVICE BULBS ARE AVAILABLE

ORDERING INFO

Description	Visibility Arc	Visibility Miles	Std. Pkg. 1 Pc.	Ship Wt. Carton Lbs. Standard Pkg.
Red Side Light	112-1/2°	3	1172RE0PLB	12.4
Green Side Light	112-1/2°	3	1172GE0PLB	12.4
White Masthead Light	225°	6	1173E00PLB	12.4
White Stern Light*	135°	3	1174E00PLB	12.4
Yellow Towing Light	135°	3	1174ME0PLB	12.6
White All-Round Light*	360°	3	1169E00PLB	11.2
White All-Round Light**	360°	6	1169HE0PLB	11.2
Red All-Round Light	360°	3	1170RE0PLB	11.2
Green All-Round Light	360°	3	1170GE0PLB	11.2
Yellow All-Round Light	360°	3	1170ME0PLB	11.2

TECH INFO

Bulb: 120 Volt
(Not Included)
Mounting Bolt Size: 3/8"
Height Overall: 9-1/4"
Height Lens: 6-3/4"

Special lights to meet local requirements are available upon request

*These lights are supplied with a Gray Tinted Lens

**For Great Lakes use

Fig. 1172
Green Side Light



Fig. 1170
Green
All-Round



Fig. 1170
Red
All-Round



Fig. 1172
Red Side Light



Fig. 1173
White Masthead



Fig. 1170
Yellow All-Round



Fig. 1174
White Stern



IMPORTANT BULB DATA

TO COMPLY WITH UL STANDARD 1104, THE LIGHTS LISTED ON THIS PAGE MUST USE A PERKO CAT. NO. 0342004CLR BULB OR 0342RS4CLR BULB WHEN A "ROUGH SERVICE" BULB IS REQUIRED.

SPARE PARTS ORDERING INFORMATION

Spare Lenses:

- Red: 0261001RED
- Green: 0261001GRN
- White: 0261001CLR
- Gray: 0261001GRY
- Yellow: 0261001YLW

- Lens Gasket: 1143
- O-Ring for Cap: 1119
- Medium Prefocus Socket: 0367
- Lens Retaining Clip with Bolt: 1133
- Access Cap, O-Ring and Retainer: 1105000BLK

See Page 17 for Technical Information.

NAVIGATION LIGHTS FOR VESSELS OVER 20M (65.6 FT.) IN LENGTH



DOUBLE LENS NAVIGATION LIGHTS

100th Year Anniversary Edition - 1907 to 2007



FIGS. 1164 - 1168 SERIES LIGHTS

CERTIFIED FOR USE ON VESSELS OVER 20 METERS (65.6 FT.) IN LENGTH

CONSTRUCTION:

- HEAVY DUTY CAST BRONZE
- PRE-WIRED MEDIUM PREFOCUS SOCKET IN EACH COMPARTMENT
- TWO 3 FOOT LENGTHS OF 16/3-SO CABLE THROUGH A WATERTIGHT TERMINAL TUBE
- WATERTIGHT ACCESS CAP FOR REBULBING AND CLEANING
- 120 VOLT ONLY, BULB NOT INCLUDED
- ROUGH SERVICE BULBS ARE AVAILABLE

CERTIFICATIONS:

- UL 1104 - 3nm
- UL 1104 - 6nm
- CE



ORDERING INFO

Description	Visibility		Std. Pkg. 1 Pc.	Ship Wt.
	Arc	Miles		Carton Lbs.
Red Side Light	112-1/2°	3	1164RE0PLB	22.8
Green Side Light	112-1/2°	3	1164GE0PLB	22.8
White Masthead Light	225°	6	1165E00PLB	21.8
White Stern Light*	135°	3	1166E00PLB	22.3
Yellow Towing Light	135°	3	1166ME0PLB	22.4
White All-Round Light*	360°	3	1167E00PLB	20.1
White All-Round Light**	360°	6	1167HE0PLB	20.1
Red All-Round Light	360°	3	1168RE0PLB	20.4
Green All-Round Light	360°	3	1168GE0PLB	20.4
Yellow All-Round Light	360°	3	1168ME0PLB	20.1

TECH INFO

Bulb: 120 Volt
(Not Included)
Mounting Bolt Size: 3/8"
Height Overall: 17-1/4"
Height Lens: 6-3/4"

Special lights to meet local requirements are available upon request

*These lights are supplied with a Gray Tinted Lens

**For Great Lakes use



Fig. 1164
Green Side Light




Fig. 1168
Red All-Round




Fig. 1166
Yellow Towing




Fig. 1167
White All-Round



Fig. 1164
Red Side Light

IMPORTANT BULB DATA

TO COMPLY WITH UL STANDARD 1104, THE LIGHTS LISTED ON THIS PAGE MUST USE A PERKO CAT. No. 0342004CLR BULB OR 0342RS4CLR BULB WHEN A "ROUGH SERVICE" BULB IS REQUIRED.

SPARE PARTS ORDERING INFORMATION

Spare Lenses:

Red: 0261001RED

Green: 0261001GRN

White: 0261001CLR

Gray: 0261001GRY

Yellow: 0261001YLV

Lens Gasket: 1143

O-Ring for Cap: 1119

Dual Medium Prefocus Socket Assembly: 0303

Lens Retaining Clip with Bolt: 1133

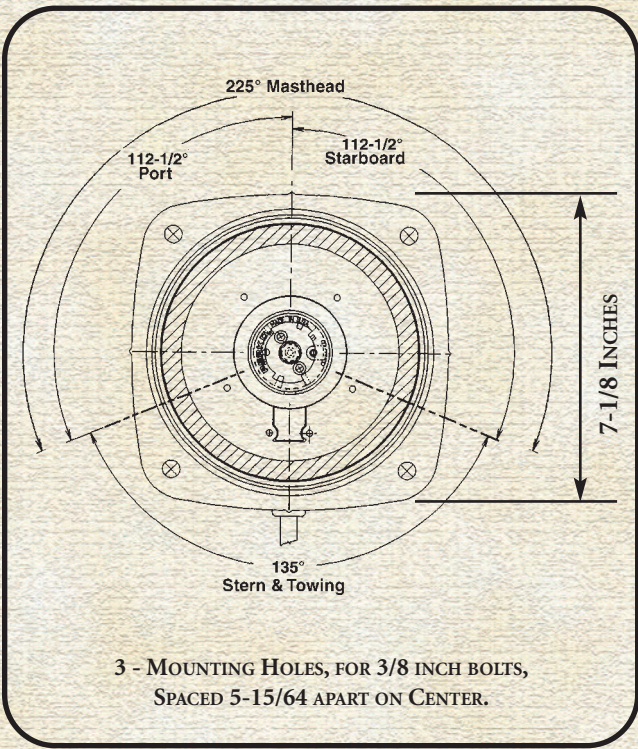
Access Cap, O-Ring and Retainer: 1105000BLK

See Page 17 for Technical Information.

NAVIGATION LIGHTS FOR VESSELS OVER 20M (65.6 FT.) IN LENGTH

CERTIFIED FOR USE ON VESSELS OVER 20 METERS (65.6 FT.) IN LENGTH

Fig. Nos. 1369 to 1374 Series Single Lens Navigation Light Technical Information (See Lights on Page 12).



SPARE PARTS ORDERING INFORMATION

- 1) Access Cap Assembly: Cat. No. 1363SGLBLK.
- 2) Medium Prefocus Socket: Cat. No. 0367
- 3) Spare Bulb Information
24V: 0342024CLR
120V: 0342004CLR or 0342RS4CLR
220V: 0342220CLR

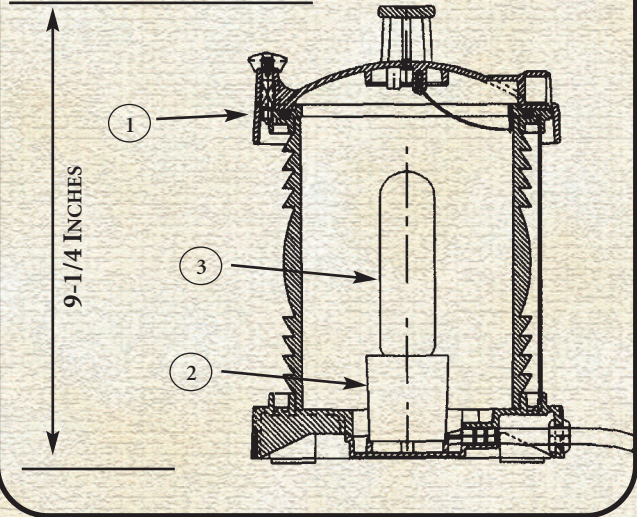
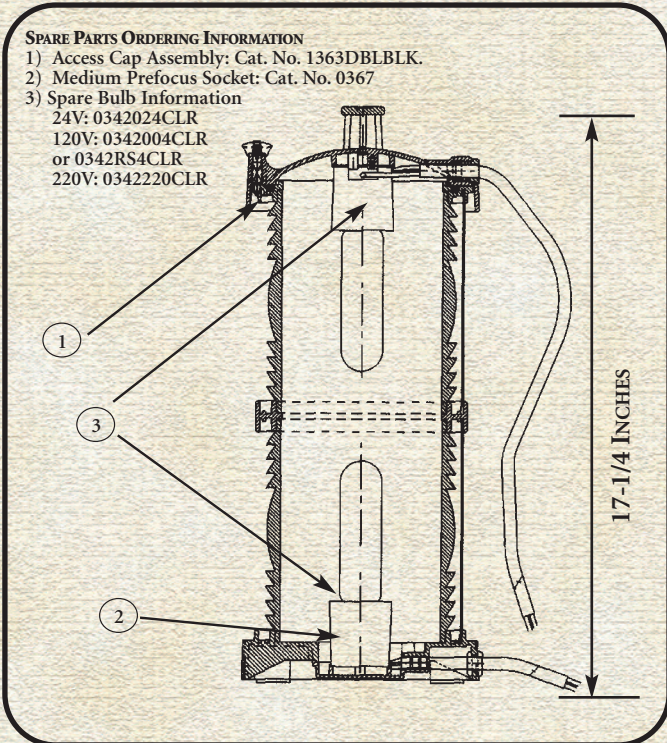
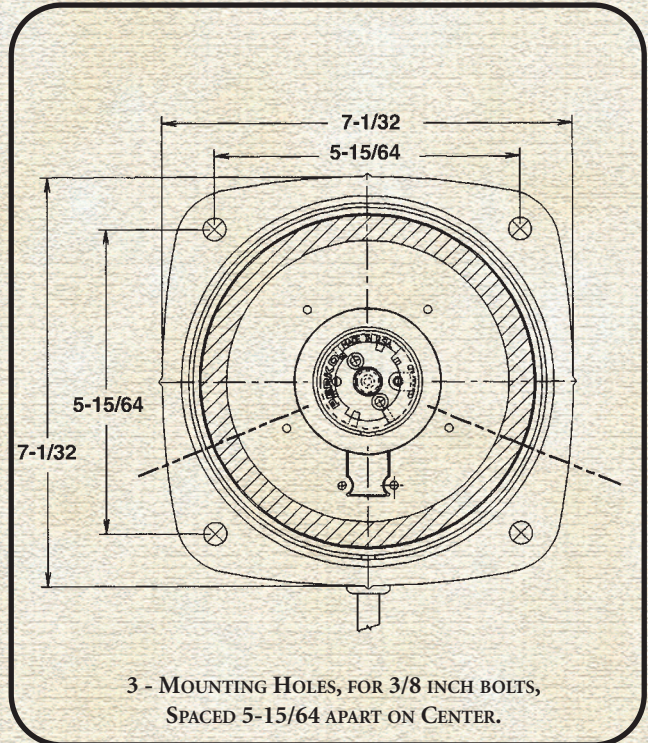


Fig. Nos. 1364 to 1368 Series Double Lens Navigation Light Technical Information (See Lights on Page 13)



SPARE PARTS ORDERING INFORMATION

- 1) Access Cap Assembly: Cat. No. 1363DBLBLK.
- 2) Medium Prefocus Socket: Cat. No. 0367
- 3) Spare Bulb Information
24V: 0342024CLR
120V: 0342004CLR
or 0342RS4CLR
220V: 0342220CLR



NAVIGATION LIGHTS FOR VESSELS OVER 20M (65.6 FT.) IN LENGTH

CERTIFIED FOR USE ON VESSELS OVER 20 METERS (65.6 FT.) IN LENGTH

Fig. Nos. 1169 to 1174 Series Single Lens Navigation Light Technical Information (See Lights on Page 14)

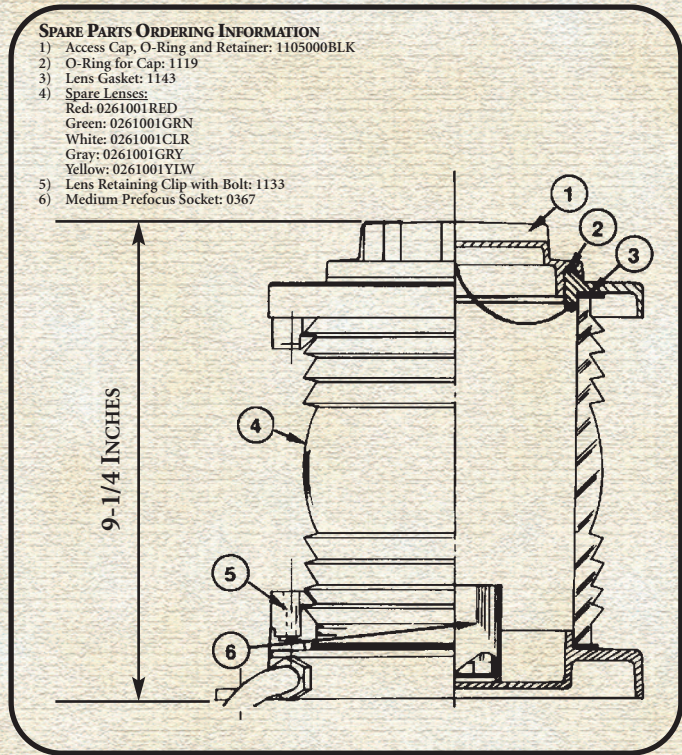
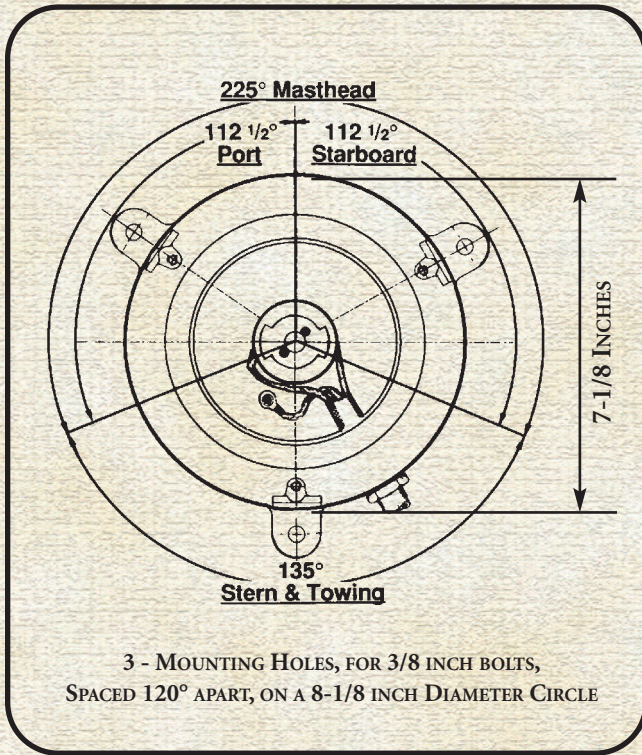
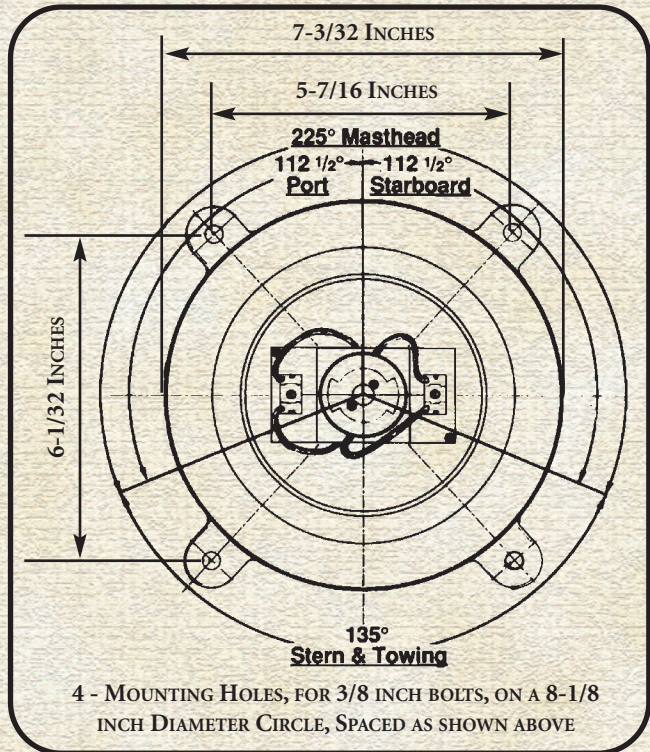
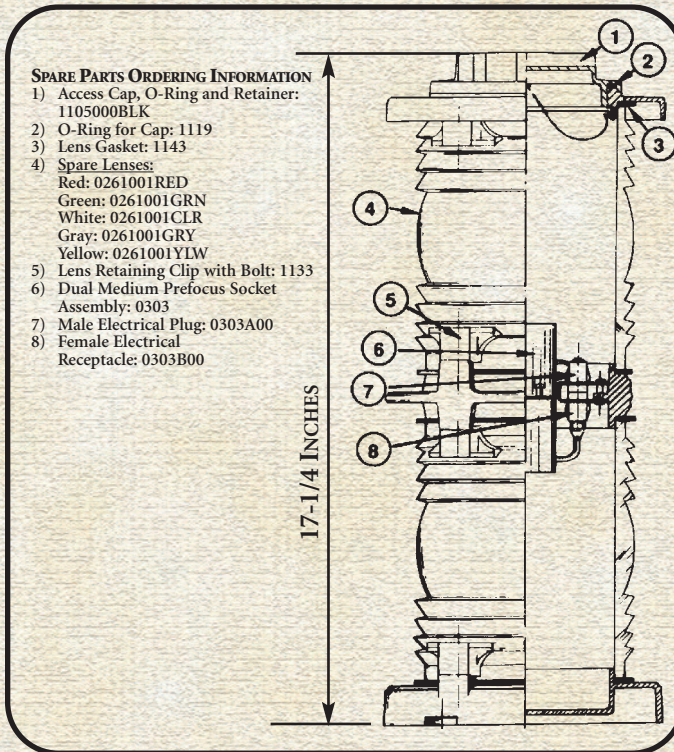


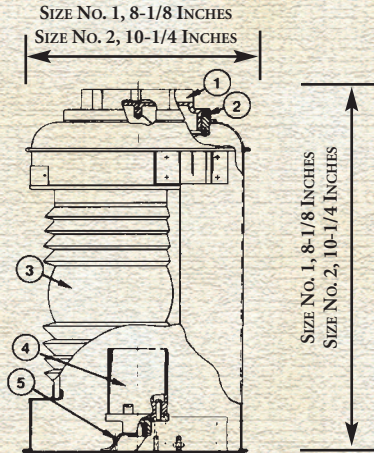
Fig. Nos. 1164 to 1168 Series Double Lens Navigation Light Technical Information (See Lights on Page 15)



NAVIGATION LIGHTS FOR VESSELS OVER 20M (65.6 FT.) IN LENGTH

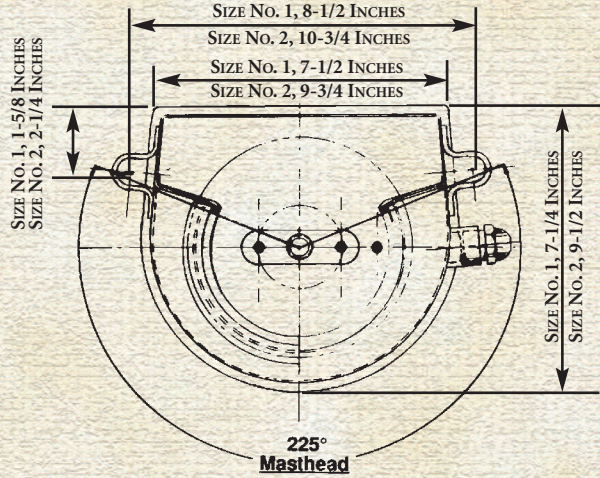
CERTIFIED FOR USE ON VESSEL LENGTHS AS SPECIFIED ON THE OPPOSITE PAGE

NAVIGATION LIGHTS FOR VESSELS OVER 20M (65.6 FT.) IN LENGTH

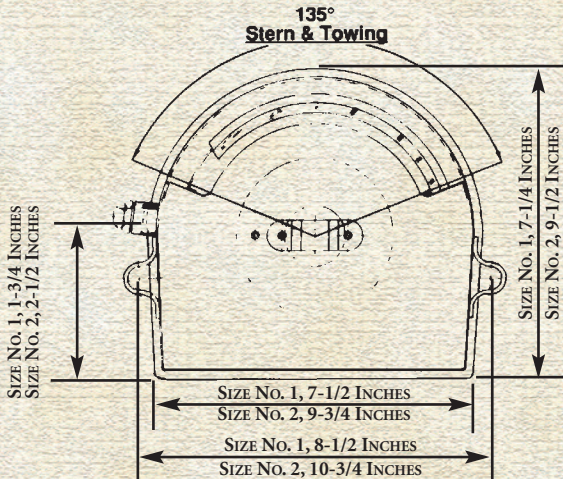


1150 SIDE LIGHTS

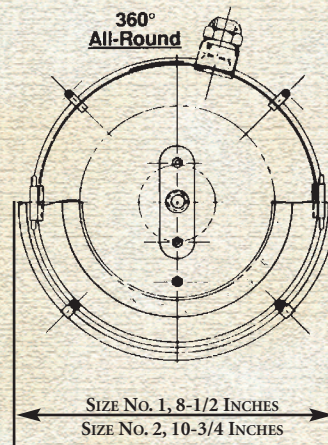
STARBOARD LIGHT SHOWN - PORT SIDE OPPOSITE



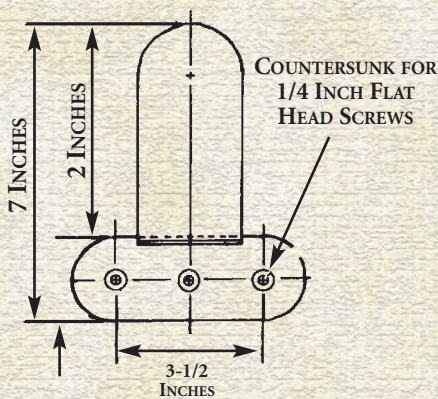
1151 & 1111ME* MASTHEAD LIGHTS (*see page 21)



1152 STERN & TOWING LIGHTS



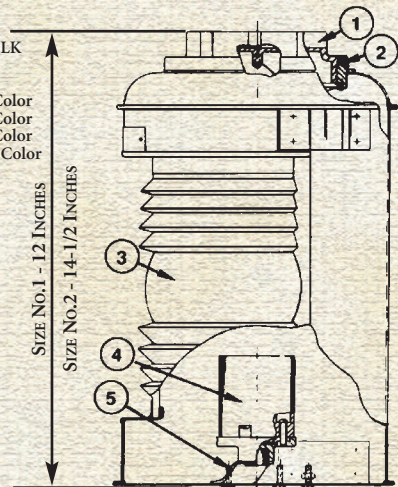
1153 & 1154 ALL-ROUND LIGHTS



MOUNTING BRACKETS FOR 1150 SIDE LIGHTS, CAT. NO. 0143000ALU.

SPARE PARTS ORDERING INFORMATION

- 1) Access Cap, O-Ring and Retainer: 1105000BLK
- 2) O-Ring for Cap, Cat. No. 1119.
- 3) Lenses:
 112-1/2° Cat. No. 0259001 or 002, Specify Color
 135° Cat. No. 0269001 or 002, Specify Color
 225° Cat. No. 0256001 or 002, Specify Color
 360° Cat. No. 0261F001 or 002, Specify Color
- 4) Medium Prefocus Socket: 0347A00
- 5) Socket Support Stand:
 Size No. 1: 0341001PLB
 Size No. 2: 034101APLB



TYPICAL VIEW

See Page 78 for Bulb Information.



NAVIGATION LIGHTS

100th Year Anniversary Edition - 1907 to 2007



FIGS. 1150 - 1154 SERIES LIGHTS

CERTIFIED FOR USE ON VESSEL LENGTHS AS SPECIFIED BELOW

CONSTRUCTION:

- SHEET METAL, PREPRIMED GALVANIZED STEEL
- MEDIUM PREFOCUS SOCKET
- WATERTIGHT TERMINAL TUBE FOR 16/3-SO CABLE
- WATERTIGHT ACCESS CAP FOR REBULBING AND CLEANING

CERTIFICATIONS:

- UL 1104 - 2nm
- UL 1104 - 3nm
- UL 1104 - 5nm
- UL 1104 - 6nm
- CE



ORDERING INFO

CERTIFIED FOR USE ON VESSELS 20 METERS (65.6 FT.) TO 50 METERS (164.0 FT.) IN LENGTH

Description	Standard Pkg. 1 Pc.	Visibility Arc	Visibility Miles	Required Bulb	Ship Wt. Carton Lbs. Std. Pkg.
Red Side Light	1150RE1GAL	112-1/2°	2	0342002CLR	6.3
Green Side Light	1150GE1GAL	112-1/2°	2	0342002CLR	6.3
White Masthead Light	1151E01GAL	225°	5	0342003CLR	6.3
White Stern Light	1152E01GAL	135°	2	0342000CLR	6.1
Yellow Towing Light	1152ME1GAL	135°	2	0342000CLR	6.1
White All-Round Light	1153E01GAL	360°	2	0342001CLR	6.7
Red All-Round Light	1154RE1GAL	360°	2	0342004CLR*	6.7
Green All-Round Light	1154GE1GAL	360°	2	0342003CLR	6.7
Yellow All-Round Light	1154ME1GAL	360°	2	0342002CLR	6.7

CERTIFIED FOR USE ON VESSELS OVER 20 METERS (65.6 FT.) IN LENGTH

Red Side Light	1150RE2GAL	112-1/2°	3	0342004CLR*	10.9
Green Side Light	1150GE2GAL	112-1/2°	3	0342004CLR*	10.9
White Masthead Light	1151E02GAL	225°	6	0342004CLR*	10.0
White Stern Light	1152E02GAL	135°	3	0342002CLR	9.5
White All-Round Light	1153E02GAL	360°	3	0342003CLR	10.6
Green All-Round Light	1154GE2GAL	360°	3	0342004CLR*	10.6

*0342RS4CLR Bulbs can be substituted for 0342004CLR where "Rough Service" bulbs are required

TECH INFO

Bulb: 120 Volt
(Not Included)
Screw Size: 1/4"

Size No. 1

Height Overall: 11-1/2"

Height Lens: 6-3/4"

Size No. 2

Height Overall: 13-1/2"

Height Lens: 7-1/2"



Fig. 1150



Fig. 1151



Fig. 1152



Fig. 1153
Fig. 1154

As seen in
1938 Catalog



FIG. 1150

FIG. 1151

FIG. 1152

FIG. 1153

FIG. 1154

IMPORTANT BULB DATA

To comply with UL Standard 1104, the lights listed on this page must use a PERKO Cat. No. 0342 bulb.

SPARE PARTS ORDERING INFORMATION

Lenses:

- 112-1/2° 0259 No. 1 or 2, Specify RED or GRN.
- 135° 0269 No. 1 or 2, Specify YLW or WHT.
- 225° 0256 No. 1 or 2, WHT.
- 360° 0261F No. 1 or 2, Specify RED, GRN, YLW or WHT.

- Medium Prefocus Socket: 0347A00.
- Access Cap, O-Ring and Retainer: 1105000BLK.
- O-Ring for Cap: 1119.
- Socket Supports: 0341001PLB or 034101APLB.

See Page 78 for Bulb Information.

CERTIFIED FOR USE ON VESSELS 20 METERS (65.6 FT.) TO 50 METERS (164.0 FT.) IN LENGTH

CERTIFICATIONS:

- USCG 2nm
- USCG 5nm
- UL 1104
- CE

FIGS. 1127 - 1130 SERIES LIGHTS CONSTRUCTION:

- BLACK PLASTIC
- PRE-WIRED DOUBLE CONTACT SOCKET AND 3 FEET OF 16/3-SO CABLE
- WATERTIGHT ACCESS CAP FOR REBULBING AND CLEANING



TECH INFO

Bulb: 12, 24, 32 or 120 Volt (Not Included)
Screw Size: 1/4"
Height Overall: 7-1/2"
Height Lens: 4-1/2"



**FIG. 1130
ALL-ROUND
LIGHT
360 DEGREES**

**FIG. 1127
RED & GREEN SIDE LIGHTS
112-1/2 DEGREES**



**FIG. 1128
MASTHEAD LIGHT
225 DEGREES**

**FIG. 1129
STERN OR
TOWING LIGHT
135 DEGREES**

IMPORTANT BULB DATA

To comply with UL Standard 1104, the lights listed on this page must use a PERKO Cat. No. 0374 bulb.

ORDERING INFO

Description	Visibility Arc	Visibility Miles	Std. Pkg. 1 Pc.	Ship Wt. Carton Lbs. Standard Pkg.
Red Side Light	112-1/2°	2	1127RA0BLK	2.7
Green Side Light	112-1/2°	2	1127GA0BLK	2.7
White Masthead Light	225°	5	1128A00BLK	2.6
White Stern Light*	135°	2	1129A00BLK	2.7
Yellow Towing Light	135°	2	1129MA0BLK	2.7
White All-Round Light*	360°	2	1130A00BLK	2.5
White All-Round Light**	360°	5	1130HA0BLK	2.5
Red All-Round Light	360°	2	1130RA0BLK	2.5
Green All-Round Light	360°	2	1130GA0BLK	2.5
Yellow All-Round Light	360°	2	1130MA0BLK	2.5

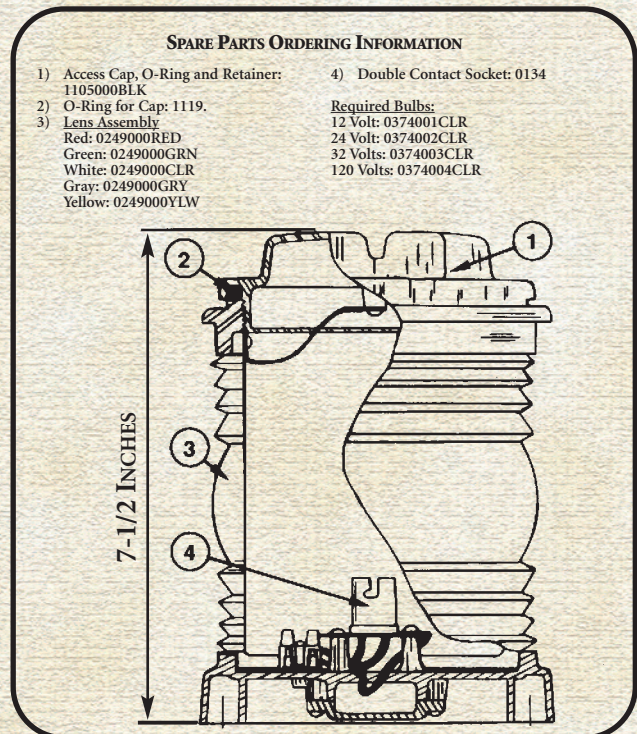
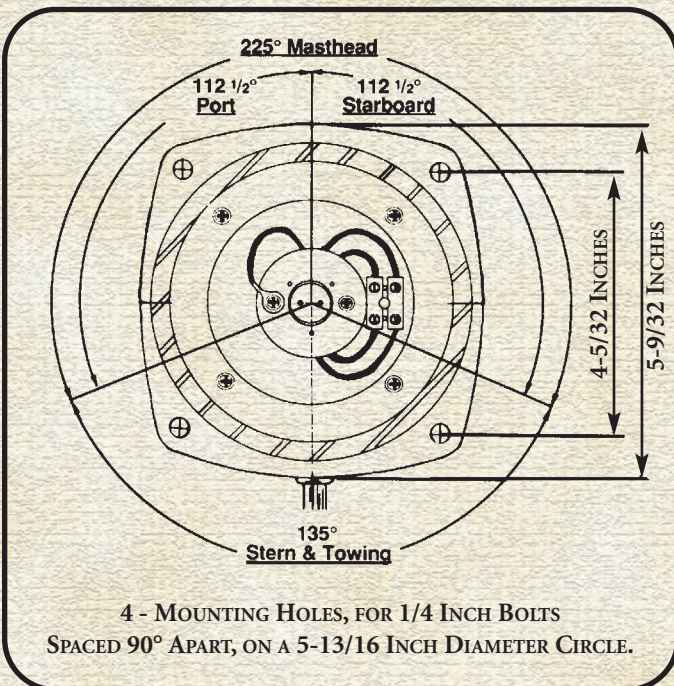
Special lights to meet local requirements are available upon request

*These lights are supplied with a Gray Tinted Lens

**For Great Lakes use

SPARE PARTS ORDERING INFORMATION

- 1) Access Cap, O-Ring and Retainer: 1105000BLK
 - 2) O-Ring for Cap: 1119.
 - 3) Lens Assembly:
Red: 0249000RED
Green: 0249000GRN
White: 0249000CLR
Gray: 0249000GRY
Yellow: 0249000YLW
 - 4) Double Contact Socket: 0134
- Required Bulbs:**
12 Volt: 0374001CLR
24 Volt: 0374002CLR
32 Volts: 0374003CLR
120 Volts: 0374004CLR



See Page 78 for Bulb Information.

NAVIGATION LIGHTS FOR VESSELS OVER 20M (65.6 FT.) IN LENGTH

FIG. 1111 - FLASHING YELLOW LIGHT FOR USE ON VESSELS OF ANY LENGTH

CERTIFICATION:

• CE

CONSTRUCTION:

- SHEET METAL, PREPRIMED GALVANIZED STEEL
- MEDIUM PREFOCUS SOCKET
- WATERTIGHT TERMINAL TUBE FOR 16/3-SO CABLE
- SEALED FLASHER UNIT
- WATERTIGHT ACCESS CAP FOR REBULBING AND CLEANING

Designed to meet Federal Requirements for Flashing yellow 180° - 225° light for barges, canal boats, etc., that are being pushed ahead or towed along side of a tug boat. For use on 120 volt A.C. only. Federal Requirements for this light are applicable for: inland waters, the Atlantic, Pacific and Gulf coasts, intercoastal waterways and western rivers. Refer to the U.S. Inland Navigation Rules for application, configuration and technical details.



FIG. 1111

ORDERING INFO

Standard Pkg. 1 Pc.	Visibility Miles	Visibility Arc	Flashes Per Minute	Ship Wt. Carton Lbs. Std. Pkg.
1111ME1GAL	2	225°	50-70	6.4

TECH INFO

Bulb: 120 Volt
(Not Included)
Height Overall: 11-1/2"
Height Lens: 6-3/4"

IMPORTANT BULB DATA

To comply with Federal Requirements this light must use a PERKO Cat. No. 0342004CLR bulb or 0342RS4CLR Bulb when "Rough Service" bulbs are required.

SPARE PARTS ORDERING INFORMATION

Flasher: 0133.
Medium Prefocus Socket: 0347A00.
O-Ring for Cap: 1119.
Access Cap, O-Ring and Retainer: 1105000BLK.
Lens: 0256001YLW.

FIG. 1129 - PANAMA CANAL BLUE STEERING LIGHT CERTIFIED FOR USE ON VESSELS OF ANY LENGTH

CERTIFICATION:

• CE

CONSTRUCTION:

- BLACK PLASTIC
- PRE-WIRED DOUBLE CONTACT SOCKET WITH 3 FEET OF 16/3-SJO CABLE

ORDERING INFO

Std. Pkg. - 1 Pc.	Visibility Arc	Ship Wt. Carton Lbs. Standard Pkg.
1129BA0BLK	135°	2.7

IMPORTANT BULB DATA

To comply with Panama Canal Requirements this light must use a PERKO Fig. No. 0374 bulb.

SPARE PARTS ORDERING INFORMATION

Bulbs	Lens: 0249000BLU.
12 Volt: 0374001CLR.	O-Ring for Cap: 1119.
24 Volt: 0374002CLR.	Double Contact Socket: 0134.
32 Volt: 0374003CLR.	Plastic Cap, O-Ring and Retainer: 1105000BLK.
120 Volt: 0374004CLR.	

TECH INFO

Bulb: 12, 24, 32 or
120 Volt
(Not Included)
Height Overall: 7-1/2"
Height Lens: 4-1/4"



FIG. 1129

NAVIGATION LIGHTS FOR VESSELS OVER 20M (65.6 FT.) IN LENGTH

See Page 78 for Bulb Information,

CERTIFICATIONS:

- UL 1104 - 2nm
- CE



FIGS. 0112A & 0309A - ALL ROUND LIGHTS
CERTIFIED FOR USE ON VESSELS 20 METERS
(65.6 FT.) TO 50 METERS (164.0 FT.) IN LENGTH

CONSTRUCTION:

- CAST BRONZE, PLAIN OR CHROME PLATED
- COMPLETE WITH DOUBLE CONTACT ELECTRICAL SOCKET



FIG. 0112A



FIG. 0309A

0112 ORDERING INFO

Description	Plain	Chrome Plated	Ship Wt. Carton Lbs. Std. Pkg. 1 Pc.
	Bronze	Bronze	
White All-Round	0112A00PLB	0112A00CHR	2.3
Red All-Round	0112RA0PLB	0112RA0CHR	2.3
Green All-Round	0112GA0PLB	0112GA0CHR	2.3
Yellow All-Round	0112MA0PLB	0112MA0CHR	2.3

TECH INFO

Bulb: 12, 24, 32 or 120 Volt (Not Included)
 Visibility: 2 Miles

Height Overall: 8-3/4"
 Dia. Base: 3-1/8"

0309 ORDERING INFO

Description	Plain	Chrome Plated	Ship Wt. Carton Lbs. Std. Pkg. 1 Pc.
	Bronze	Bronze	
White All-Round	0309A00PLB	0309A00CHR	1.7
Red All-Round	0309RA0PLB	0309RA0CHR	1.7
Green All-Round	0309GA0PLB	0309GA0CHR	1.7
Yellow All-Round	0309MA0PLB	0309MA0CHR	1.7

TECH INFO

Bulb: 12, 24, 32 or 120 Volt (Not Included)
 Visibility: 2 Miles

Height Overall: 6-1/2"
 Tapped Pipe Size: 1/2"

IMPORTANT BULB DATA

To comply with UL Standard 1104, these lights must use a PERKO Cat. No. 0374 bulb.

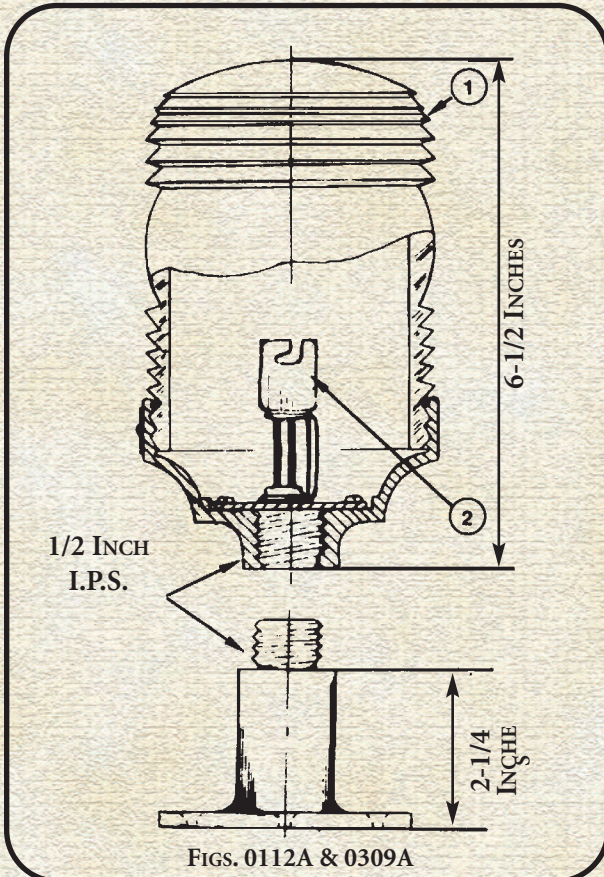
SPARE PARTS ORDERING INFORMATION

Lenses:

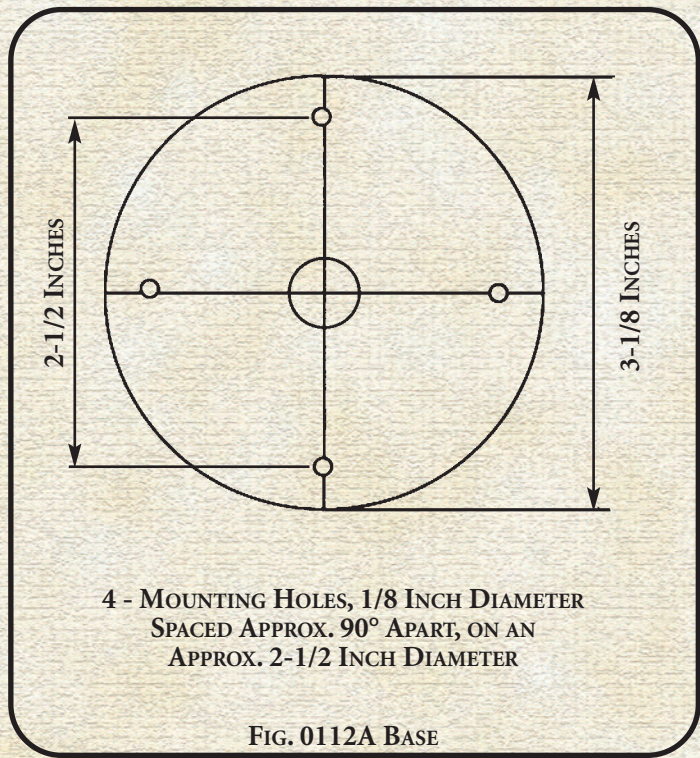
- Red: 0106000RED.
- Green: 0106000GRN.
- White: 0106000WHT.
- Yellow: 0106000YLW.
- Double Contact Bayonet Socket: 0276002.

Required Bulbs:

- 12 Volt: 0374001CLR.
- 24 Volt: 0374002CLR.
- 32 Volt: 0374003CLR.
- 120 Volt: 0374004CLR.



FIGS. 0112A & 0309A



4 - MOUNTING HOLES, 1/8 INCH DIAMETER
 SPACED APPROX. 90° APART, ON AN
 APPROX. 2-1/2 INCH DIAMETER

FIG. 0112A BASE

See Page 78 for Bulb Information.

NAVIGATION LIGHTS FOR VESSELS OVER 20M (65.6 FT.) IN LENGTH



NAVIGATION LIGHTS

100th Year Anniversary Edition - 1907 to 2007



FIGS. 0403/0454E & 0412 - SPECIALTY ALL-ROUND LIGHTS
CERTIFIED FOR USE ON VESSELS OVER 20 METERS (65.6 FT.) IN LENGTH



As seen in
1938 Catalog

CONSTRUCTION:

- CAST BRONZE
- WHITE, RED, GREEN OR YELLOW
- MEDIUM PREFOCUS SOCKET

FIGS. 0403/0454E - PIPE MOUNT
FIG. 0412 - HANGING MOUNT



CERTIFICATIONS:

- UL 1104 - 3nm
- UL 1104 - 5nm
- CE



FIGS.
0403/0454E



FIG. 0412

TECH INFO - 120 VOLT ONLY (BULB NOT INCLUDED)

Fig. No.	Ht. Overall Inches	Ht. Lens Inches	Tapped Pipe Size Inches	Visibility Miles
0403	11-1/2	6-3/4	1	3
0412	14	6-3/4	*	3
0454E	11-1/2	6-3/4	1	5

ORDERING INFO

White	Red	Green	Yellow	Ship Wt. Carton Lbs. Std. Pkg. 1 Pk.
0403E03PLB**	0403RE3PLB	0403GE3PLB	0403ME3PLB	8.6
0412E00PLB**	0412RE0PLB	0412GE0PLB	0412ME0PLB	9.1
0454E00PLB***	-----	-----	-----	8.6

*Supplied with watertight terminal tube for 16/3-SO cable.

**These lights are supplied with gray tinted lenses.

*** White All-Round Whistle Light.

IMPORTANT BULB DATA

To comply with UL Standard 1104, these lights must use a PERKO Cat. No. 0342004CLR bulb.

SPARE PARTS ORDERING INFORMATION

- 1) Lens or Cover Gasket: 1143
- 2) Lens:
Red: 0261001RED
Green: 0261001GRN
Gray: 0261001GRY
Yellow: 0261001YLW
- 3) Lens Retaining Clip with Bolt: 1133
- 4) Medium Prefocus Socket: 0367

FIG. 0412

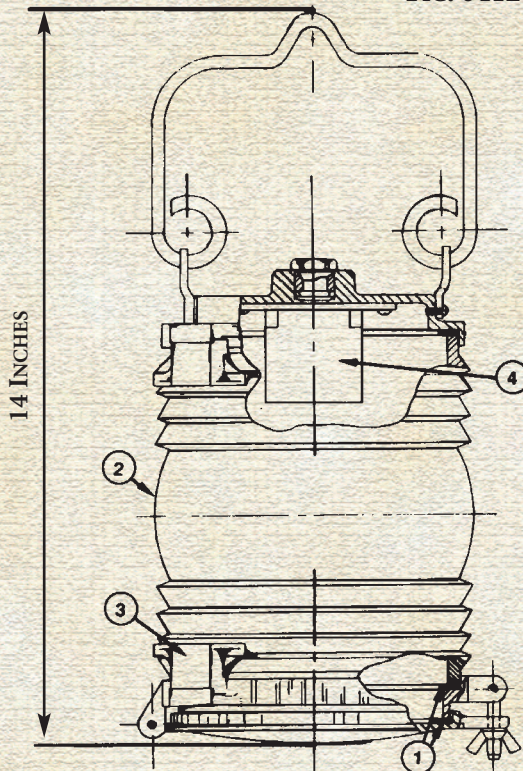
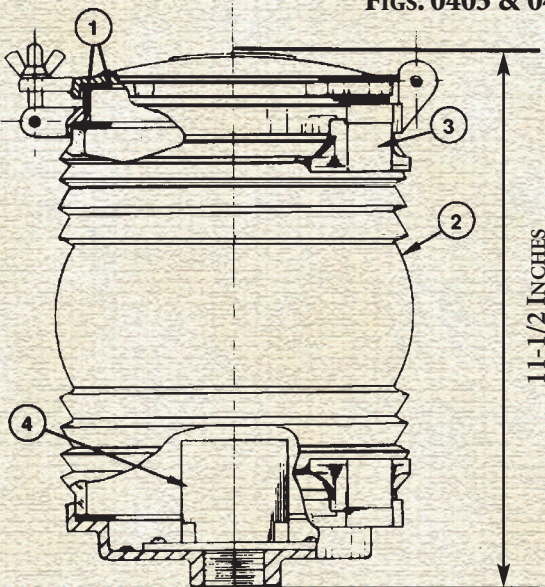
SPARE PARTS ORDERING INFORMATION

- 1) Lens or Cover Gasket: 1143
- 2) Lens:
Red: 0261001RED
Green: 0261001GRN
White: 0261001CLR
Gray: 0261001GRY
Yellow: 0261001YLW
- 3) Lens Retaining Clip with Bolt: 1133
- 4) Medium Prefocus Socket: 0367



Fig. 0403
Tapped For
Pipe Mount

FIGS. 0403 & 0454E

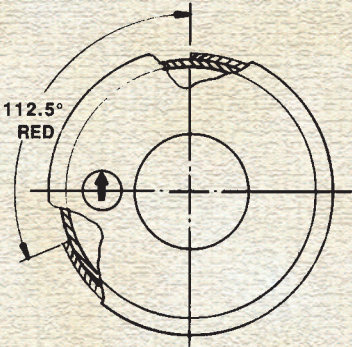


See Page 78 for Bulb Information.

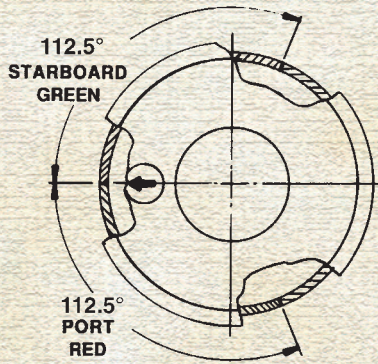
NAVIGATION LIGHTS FOR VESSELS OVER 20M (65.6 FT.) IN LENGTH

CERTIFIED FOR USE ON VESSELS UNDER 20 METERS (65.6 FT.) IN LENGTH

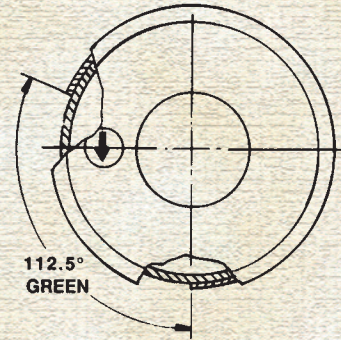
NAVIGATION LIGHTS FOR VESSELS UNDER 20M (65.6 FT.) IN LENGTH



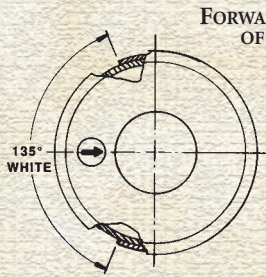
0200 SERIES BASE MOUNT
PORT SIDE LIGHT



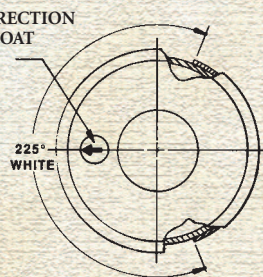
0200 SERIES BASE MOUNT
BI-COLOR LIGHT



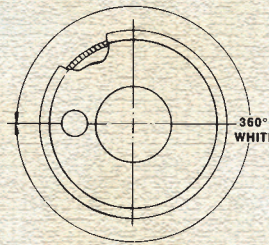
0200 SERIES BASE MOUNT
STARBOARD SIDE LIGHT



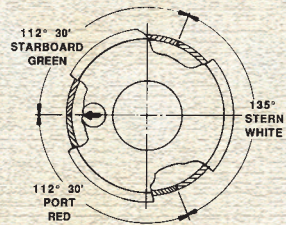
0200 SERIES BASE MOUNT
STERN LIGHT



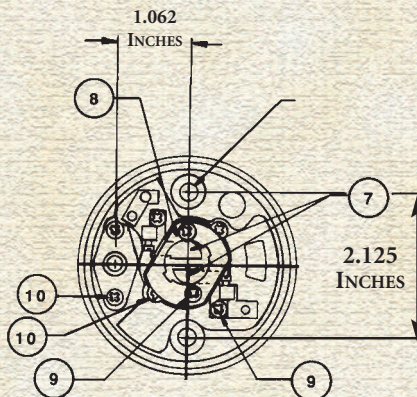
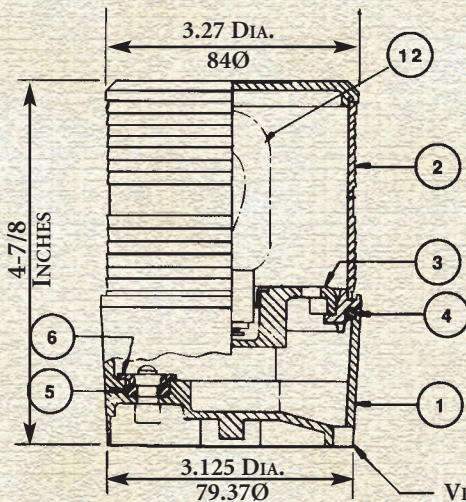
0200 SERIES BASE MOUNT
MASTHEAD LIGHT



0200 SERIES BASE MOUNT
ALL-ROUND LIGHTS



0200 SERIES BASE MOUNT
TRI-COLOR LIGHT



VENT/DRAIN OUTLET

SPARE PARTS ORDERING INFORMATION

- 1) Base Molding
 - 2) Lens Assembly
 - 3) Bulb Holder
 - 4) O-Ring
 - 5) Gland
 - 6) Clamp
 - 7) Contact Assembly Bulb
 - 8) Bulb Support Plate
 - 9) Screws - #4 x 1/4" P.H.
 - 10) Screws - #6 x 1/2" P.H.
 - 12) Spare Bulbs
- For Masthead, Bi-Color, Tri-Color, All-Round & Side Lights
 12 Volt: 037512V25W
 24 Volt: 037524V25W
 32 Volt: 037532V25W
- For White All-Round, Towing & Stern Lights
 12 Volt: 037512V10W
 24 Volt: 037524V10W
 32 Volt: 037532V10W
- Spare Lens Assembly Part Numbers are Determined by Replacing the Last Three Digits of the Catalog Number with the Letters "LNS" (e.g., 0200BB0LNS, for a Bi-Color Base Mount Lens Assembly).
 Spare Replacement Bulb Socket: 0093



NAVIGATION LIGHTS

100th Year Anniversary Edition - 1907 to 2007



FIG. 0200 SERIES LIGHTS - CERTIFIED FOR USE ON SAIL OR POWER DRIVEN VESSELS UNDER 20 METERS (65.6 FT.) IN LENGTH

CERTIFICATIONS:

- USCG 2nm
- USCG 3nm
- CE

CONSTRUCTION:

- BASE MOUNT**
- BLACK PLASTIC

TECH INFO

Height Overall Inches	Projection Inches	O.D. Base Inches	Height Lens Inches	Screw Size
4-7/8	-----	3-5/16	2-3/4	10

12, 24 OR 32 VOLT BULB INCLUDED

ORDERING & TECH INFO - FOR 12 VOLT LIGHTS

Description	Visibility Arc	Dealer Pkg. - 5 Cards 1 Pc. per Card	Visibility Miles	Replacement Bulb	Ship Wt. Carton Lbs. Dealer Package
Bi-Color Light	225°	0200BB0DP1	2	037512V25W	4.0
Red Side Light	112-1/2°	0200PB0DP1	2	037512V25W	4.2
Green Side Light	112-1/2°	0200SDBDP1	2	037512V25W	4.2
White Masthead Light	225°	0200MB0DP1	3	037512V25W	4.0
White Stern Light	135°	0200SNBDP1	2	037512V10W	4.2
Yellow Towing Light	135°	0200TWBDP1	2	037512V10W	4.0
White All-Round Light	360°	0200SWBDP1	2	037512V10W	3.8
Red All-Round Light	360°	0200SRBDP1	2	037512V25W	3.8
Green All-Round Light	360°	0200SGBDP1	2	037512V25W	3.8
Tri-Color Light*	360°	0200TB0DP1**	2	037512V25W	3.8

* For Use on Vessels Under Sail Alone,

** 32V Certified for A-16 Replacement Use Only on vessels built prior to 11/1/03.

ORDERING INFO - FOR 24V LIGHTS

For 24V Lights, Replace the "DP1" with "DP2".
For the Replacement Bulb,
Replace the "12V" with "24V" (e.g., 037524V25W).

ORDERING INFO - FOR 32V LIGHTS

For 32V Lights, Replace the "DP1" with "DP3".
For the Replacement Bulb,
Replace the "12V" with "32V" (e.g., 037532V25W).

FIG. 0200 SERIES BASE MOUNT



FIG. 0200SNB



FIG. 0200SGB



FIG. 0200BB0



FIG. 0200SRB



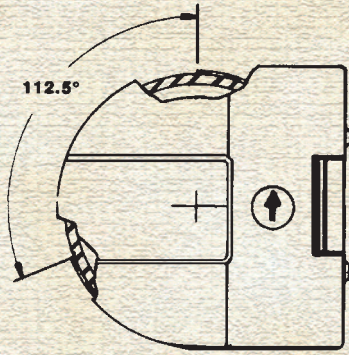
FIG. 0200TWB

NAVIGATION LIGHTS FOR VESSELS UNDER 20M (65.6 FT.) IN LENGTH

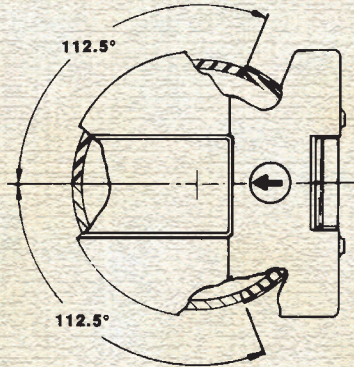
See Page 77 for Bulb Information.

CERTIFIED FOR USE ON VESSELS UNDER 20 METERS (65.6 FT.) IN LENGTH

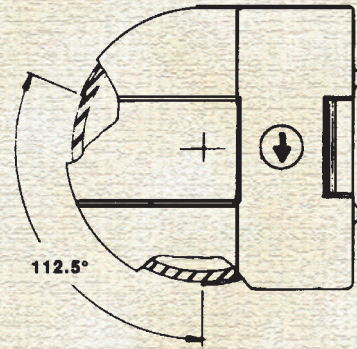
NAVIGATION LIGHTS FOR VESSELS UNDER 20M (65.6 FT.) IN LENGTH



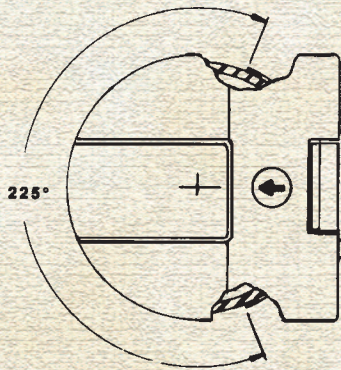
0200 SERIES TOP MOUNT
PORT SIDE LIGHT



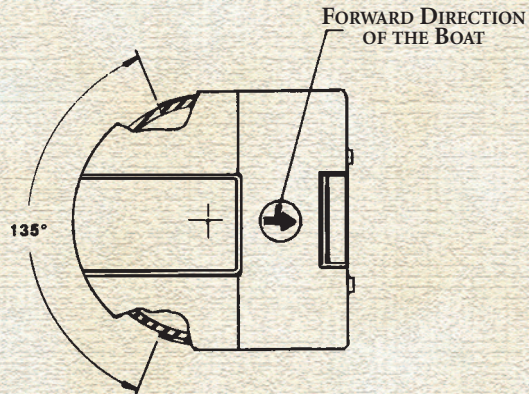
0200 SERIES TOP MOUNT
BI-COLOR LIGHT



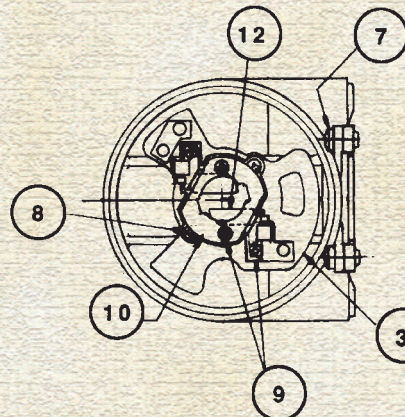
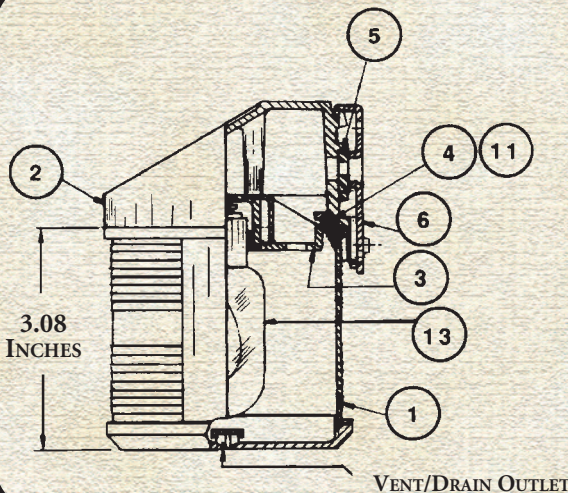
0200 SERIES TOP MOUNT
STARBOARD SIDE LIGHT



0200 SERIES TOP MOUNT
MASTHEAD LIGHT



0200 SERIES TOP MOUNT
STERN LIGHTS



SPARE PARTS ORDERING INFORMATION

- 1) Lens Assembly
 - 2) Cap, Top, Molding
 - 3) Bulb Holder
 - 4) O-Ring
 - 5) Seal
 - 6) Mounting Plate
 - 7) Screws - 4M x 8mm P.H.
 - 8) Screws - #6 x 1/2" P.H.
 - 9) Screws - #4 x 1/4" P.H.
 - 10) Bulb Support Plate
 - 11) Grease
 - 12) Contact Assembly, Bulb
 - 13) Spare Bulbs
- For Masthead, Bi-Color & Side Lights
 12 Volt: 037512V25W
 24 Volt: 037524V25W
 32 Volt: 037532V25W
- For Towing & Stern Lights
 12 Volt: 037512V10W
 24 Volt: 037524V10W
 32 Volt: 037532V10W

Spare Lens Assembly Part Numbers are Determined by Replacing the Last Three Digits of the Catalog Number with the Letters "LNS" (e.g., 0200BT0LNS, for a Bi-Color Top Mount Lens Assembly).
 Spare Replacement Bulb Socket: 0093



NAVIGATION LIGHTS

100th Year Anniversary Edition - 1907 to 2007



FIG. 0200 SERIES LIGHTS - CERTIFIED FOR USE ON SAIL OR POWER DRIVEN VESSELS UNDER 20 METERS (65.6 FT.) IN LENGTH

CERTIFICATIONS:

- USCG 2nm
- USCG 3nm
- CE

CONSTRUCTION:

TOP MOUNT

- BLACK PLASTIC WITH STAINLESS STEEL MOUNTING BRACKET

TECH INFO

Height Overall Inches	Projection Inches	O.D. Base Inches	Height Lens Inches	Screw Size
4-13/16	3-5/16	-----	2-3/4	8

12, 24 OR 32 VOLT BULB INCLUDED

ORDERING & TECH INFO - FOR 12 VOLT LIGHTS

Description	Visibility Arc	Dealer Pkg. - 5 Cards 1 Pc. per Card	Visibility Miles	Replacement Bulb	Ship Wt. Carton Lbs. Dealer Package
Bi-Color Light	225°	0200BT0DP1	2	037512V25W	4.3
Red Side Light	112-1/2°	0200PT0DP1	2	037512V25W	4.5
Green Side Light	112-1/2°	0200SDTDP1	2	037512V25W	4.5
White Masthead Light	225°	0200MT0DP1	3	037512V25W	4.3
White Stern Light	135°	0200SNTDP1	2	037512V10W	4.5
Yellow Towing Light	135°	0200TWTDP1	2	037512V10W	4.5

* For Use on Vessels Under Sail Alone,



FIG. 0200SNT

ORDERING INFO - FOR 24V LIGHTS

For 24V Lights, Replace the "DP1" with "DP2".
For the Replacement Bulb,
Replace the "12V" with "24V" (e.g., 037524V25W).

ORDERING INFO - FOR 32V LIGHTS

For 32V Lights, Replace the "DP1" with "DP3".
For the Replacement Bulb,
Replace the "12V" with "32V" (e.g., 037532V25W).



FIG. 0200TWT

FIG. 0200 SERIES TOP MOUNT



FIG. 0200SDT



FIG. 0200BT0



FIG. 0200PT0

See Page 77 for Bulb Information.

NAVIGATION LIGHTS FOR VESSELS UNDER 20M (65.6 FT.) IN LENGTH

EUROPEAN STYLE L.E.D. NAVIGATION LIGHTS

100th Year Anniversary Edition - 1907 to 2007



FIG. 0170 SERIES L.E.D. LIGHTS - CERTIFIED FOR USE ON SAIL OR POWER DRIVEN VESSELS UNDER 20 METERS (65.6 FT.) IN LENGTH

CERTIFICATIONS:

- USCG 2nm or
- USCG 3nm
- CE

CONSTRUCTION OPTIONS:

- CHROME PLATED BRASS TOP WITH BLACK PLASTIC BASE
- ALL BLACK PLASTIC
- 12 VOLT OR 24 VOLT L.E.D.

L.E.D. FEATURES

- USES LESS THAN HALF THE ENERGY DRAW OF STANDARD LIGHTS
- LOW HEAT
- LONG LIFE

TECH INFO

12 or 24 Volt L.E.D.
 Height Overall: 3-5/8"
 Width Overall: 4-1/8"
 Proj. Overall: 2-1/2"
 Screw Size: #10



CHROME PLATED BRASS ORDERING INFO

Description	Visibility Arc	12 Volt	12 Volt	24 Volt	24 Volt	Visibility Miles	Ship Wt. Carton Lbs. Std Pkg/DP
		Dealer Pkg. 1 Card 1 Pc. per Card	Std. Pkg. 1 Pc.	Dealer Pkg. 1 Card 1 Pc. per Card	Std. Pkg. 1 Pc.		
Red Side Light	112-1/2°	0170MP0DP3	0170MP012L	0170MP0DP4	0170MP024L	2	0.6/0.7
Green Side Light	112-1/2°	0170MSDDP3	0170MSD12L	0170MSDDP4	0170MSD24L	2	0.6/0.7
White Stern Light	135°	0170MSNDP3	0170MSN12L	0170MSNDP4	0170MSN24L	2	0.6/0.7
White Masthead	225°	0170MM0DP3	0170MM012L	0170MM0DP4	0170MM024L	3	0.5/0.6
Yellow Towing	135°	0170MTWDP3	0170MTW12L	0170MTWDP4	0170MTW24L	2	0.5/0.6



FIG. 0170MSD



FIG. 0170MP0



FIG. 0170MTW



FIG. 0170MSN



FIG. 0170MM0

BLACK PLASTIC ORDERING INFO

Description	Visibility Arc	12 Volt	12 Volt	24 Volt	24 Volt	Visibility Miles	Ship Wt. Carton Lbs. Std Pkg/DP
		Dealer Pkg. 1 Card 1 Pc. per Card	Std. Pkg. 1 Pc.	Dealer Pkg. 1 Card 1 Pc. per Card	Std. Pkg. 1 Pc.		
Red Side Light	112-1/2°	0170BP0DP3	0170BP012L	0170BP0DP4	0170BP024L	2	0.5/0.6
Green Side Light	112-1/2°	0170BSDDP3	0170BSD12L	0170BSDDP4	0170BSD24L	2	0.5/0.6
White Stern Light	135°	0170BSNDP3	0170BSN12L	0170BSNDP4	0170BSN24L	2	0.5/0.6
White Masthead	225°	0170BM0DP3	0170BM012L	0170BM0DP4	0170BM024L	3	0.5/0.6
Yellow Towing	135°	0170BTWDP3	0170BTW12L	0170BTWDP4	0170BTW24L	2	0.5/0.6



FIG. 0170BSD



FIG. 0170BP0



FIG. 0170BTW



FIG. 0170BSN



FIG. 0170BM0

NAVIGATION LIGHTS FOR VESSELS UNDER 20M (65.6 FT.) IN LENGTH



EUROPEAN STYLE NAVIGATION LIGHTS

100th Year Anniversary Edition - 1907 to 2007



FIG. 0170 SERIES LIGHTS - CERTIFIED FOR USE ON SAIL OR POWER DRIVEN VESSELS UNDER 20 METERS (65.6 FT.) IN LENGTH (12V OR 24V)

CERTIFICATIONS:

- 0170 - • USCG 2nm or
- 0170 - • USCG 3nm
- CE

CONSTRUCTION OPTIONS:

- CHROME PLATED BRASS TOP, BLACK PLASTIC BASE
- ALL BLACK PLASTIC
- 12 VOLT OR 24 VOLT BULB INCLUDED

0170 SERIES TECH INFO

0170 Series: 12 & 24 Volt	Ht. Overall Inches	Proj. Overall Inches	Width Inches	Screw Size	Ship Wt. Carton Lbs. Std. Pkg./DP
0170 Chrome Series	3-5/8	2-1/2	4-1/8	10	0.6/2.5
0170 Black Plastic Series	3-5/8	2-1/2	4-1/8	10	0.5/2.3

0170 SERIES CHROME PLATED BRASS ORDERING INFORMATION - 12 & 24 VOLT

Description	Visibility Arc	12 Volt	12 Volt	24 Volt	24 Volt	Visibility Miles
		Dealer Pkg. - 5 Cards 1 Pc. per Card	Std. Pkg. 1 Pc.	Dealer Pkg. - 5 Cards 1 Pc. per Card	Std. Pkg. 1 Pc.	
Bi-Color Light*	225°	0170MB0DP1	-----	0170MB0DP2	-----	2
Red Side Light	112-1/2°	0170MP0DP1	0170MP012V	0170MP0DP2	0170MP024V	2
Green Side Light	112-1/2°	0170MSDDP1	0170MSD12V	0170MSDDP2	0170MSD24V	2
White Masthead Light	225°	0170MM0DP1	0170MM012V	0170MM0DP2	0170MM024V	3
White Stern Light	135°	0170MSNDP1	0170MSN12V	0170MSNDP2	0170MSN24V	2
Yellow Towing Light	135°	0170MTWDP1	0170MTW12V	0170MTWDP2	0170MTW24V	2



FIG. 0170MSD

FIG. 0170MP0

FIG. 0170MB0

FIG. 0170MTW

FIG. 0170MSN

FIG. 0170MM0

0170 SERIES BLACK PLASTIC ORDERING INFORMATION - 12 & 24 VOLT

Description	Visibility Arc	12 Volt	12 Volt	24 Volt	24 Volt	Visibility Miles
		Dealer Pkg. - 5 Cards 1 Pc. per Card	Std. Pkg. 1 Pc.	Dealer Pkg. - 5 Cards 1 Pc. per Card	Std. Pkg. 1 Pc.	
Bi-Color Light*	225°	0170BB0DP1	-----	0170BB0DP2	-----	2
Red Side Light	112-1/2°	0170BP0DP1	0170BP012V	0170BP0DP2	0170BP024V	2
Green Side Light	112-1/2°	0170BSDDP1	0170BSD12V	0170BSDDP2	0170BSD24V	2
White Masthead Light	225°	0170BM0DP1	0170BM012V	0170BM0DP2	0170BM024V	3
White Stern Light	135°	0170BSNDP1	0170BSN12V	0170BSNDP2	0170BSN24V	2
Yellow Towing Light	135°	0170BTWDP1	0170BTW12V	0170BTWDP2	0170BTW24V	2



FIG. 0170BSD

FIG. 0170BP0

FIG. 0170BB0

FIG. 0170BTW

FIG. 0170BSN

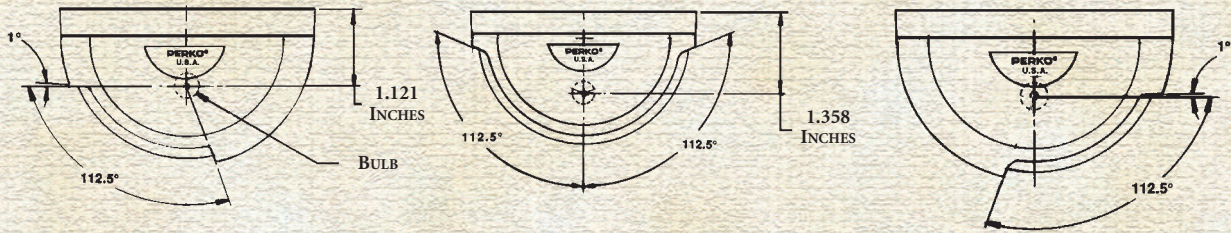
FIG. 0170BM0

See Page 77 for Bulb Information.

* Certified for A-16 Replacement Use Only on vessels built prior to 11/1/03.

CERTIFIED FOR USE ON VESSELS UNDER 20 METERS (65.6 FT.) IN LENGTH

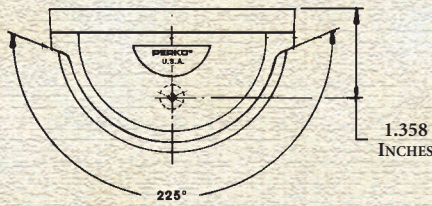
Fig. No. 0170 Series Navigation Light Technical Information (See Lights on Pages 28 & 29)



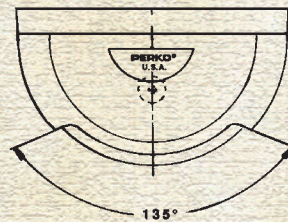
0170 SERIES
PORT SIDE LIGHT

0170 SERIES
BI-COLOR LIGHT

0170 SERIES
STARBOARD SIDE LIGHT

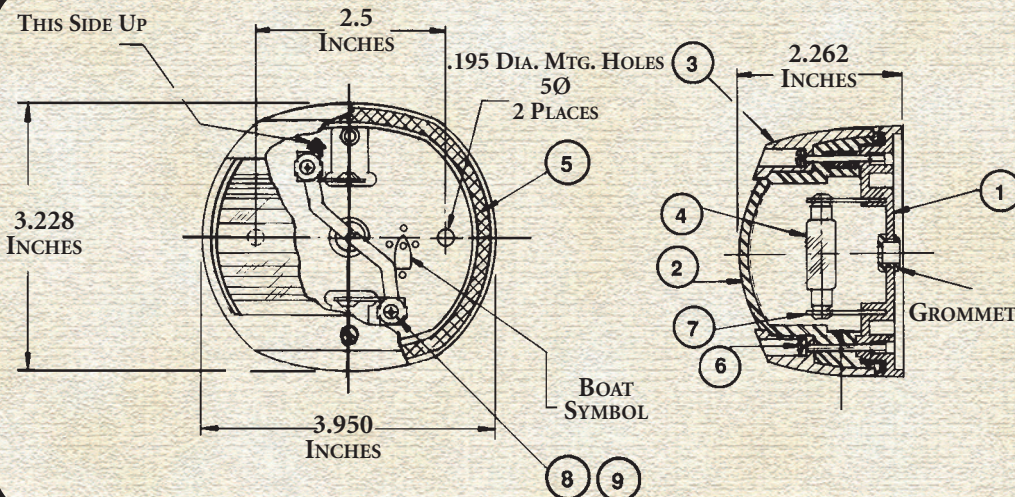


0170 SERIES
MASTHEAD LIGHT



0170 SERIES
STERN & TOWING LIGHTS

Fig. No. 0170 Series Incandescent Navigation Light Technical Information (See Lights on Page 29)



SPARE PARTS ORDERING INFORMATION

- 1) Base Assembly
- 2) Lens Assembly
- 3) Cover
- 4) Spare Bulbs
For 0170MSN & BSN (12 Volt),
Cat. No. 0069DPOCLR. (2 Per Card)
For 0170MSN & BSN (24 Volt),
Cat. No. 0067DP1CLR. (2 Per Card)
For All others, 12 Volt 0170's
Cat. No. 0070DP1CLR. (2 Per Card)
For All others, 24 Volt 0170's
Cat. No. 0067DP2CLR. (2 Per Card)
- 5) Gasket
- 6) Captive Screw
- 7) Bulb Terminal
- 8) Pan Head Screw
- 9) Washer

*For Spare Lens and Shield Assembly, Replace the Last Three Digits of the Catalog Number with the Letters "LNS" (e.g., 0170MM0LNS, for a Chrome Plated Shield and Masthead Lens).

NAVIGATION LIGHTS FOR VESSELS UNDER 20M (65.6 FT.) IN LENGTH



FIXED MT. WHITE ALL-ROUND LIGHTS & VAPOR PROOF FIXTURES

100th Year Anniversary Edition - 1907 to 2007



FIGS. 1340 & 1342 L.E.D. WHITE ALL-ROUND LIGHTS - CERTIFIED FOR USE ON POWER DRIVEN VESSELS UNDER 20 METERS (65.6 FT.) IN LENGTH

"REDUCED GLARE" DESIGN.

FIG. 1340 - WHITE PLASTIC TOP WITH CLEAR FLUTED LENS & FROSTED GLOBE
FIXED MOUNT WHITE PLASTIC BASE
3/4 INCH DIAMETER ANODIZED ALUMINUM TUBE



FIG. 1342 - BLACK PLASTIC TOP WITH CLEAR FLUTED LENS & FROSTED GLOBE
ALUMINUM THREADED BASE FOR 1 INCH PIPE MOUNT

L.E.D. FEATURES

- USES LESS THAN HALF THE ENERGY DRAW OF STANDARD LIGHTS
- LOW HEAT & LONG LIFE

ORDERING INFO

Vertical Height Inches	Dealer Pkg. 1 Pc. per Card	OEM Bulk Pkg. 1 Pc.	Ship Wt. Carton Lbs. DP/OEM Bulk
7-1/8	1340DP1WHT	1340001WHT	0.6/0.6
4-5/8	-----	1342001BLK	0.6
4-5/8	-----	1342002BLK	0.6

TECH INFO

Fig. 1340
Bulb: 12 Volt L.E.D.
Pole: 3/4" Dia. Anodized
Screw Size: #8
Base Dimensions:
1" x 2-5/8"

Fig. 1342
Bulb: 12 or 24 Volt L.E.D.
For 1" Pipe
Base Dimensions:
1-1/2" O.D.



FIG. 1342

FIG. 1340

CERTIFICATIONS:

- USCG 2nm
- CE

FIG. 0455 WHITE ALL-ROUND LIGHT - CERTIFIED FOR USE ON POWER DRIVEN VESSELS UNDER 20 METERS (65.6 FT.) IN LENGTH

CONSTRUCTION:

- FIG. 0455 CLEAR FRESNEL GLOBE
- BLACK PLASTIC BASE
- FIXED MOUNT



ORDERING INFO

Vertical Height Inches	Dealer Pkg. - 5 Cards 1 Pc. per Card	OEM Bulk Pkg. 50 Pcs.	Ship Wt. Carton Lbs. DP/OEM Bulk
4-1/2	0455DP1CHR	0455001CHR	2.4/16.9
11-7/8	0455DP2CHR	0455002CHR	3.0/18.2

SPARE PARTS ORDERING INFORMATION

Bulbs (2 per card): 0337011DP. Globe: 0248DP0CLR.

TECH INFO

Bulb: 12 Volt (Included)
Size #2 Pole:
3/4" Dia. Anodized
O.D. Base: 2-1/8"
Screw Size: #8

CERTIFICATIONS:

- USCG 2nm
- CE



FIG. 0455 #1

FIGS. 1087 & 1090 - VAPOR PROOF LIGHT FIXTURES

CONSTRUCTION:

- SATIN FINISH DIE CAST ALUMINUM WITH GLASS GLOBE
- INTEGRAL JUNCTION BOX WITH FOUR 1/2 INCH I.P.S. FITTINGS
- MEDIUM SCREW SOCKET FOR BULBS UP TO 100 WATTS
- BULB NOT INCLUDED

FIG. 1087 - CEILING MOUNT

FIG. 1090 - BULKHEAD MOUNT



FIG. 1090

CERTIFICATIONS:

- UL Listed Std. 1598
- CE



FIG. 1087

ORDERING & TECH INFO

O.D. Box Inches	Length Overall Inches	Projection Inches	Standard Pkg. - 1 Pc.	Bolt Size	Ship Wt. Carton Lbs. Standard Pkg.
3-3/4	9-1/2	---	1087000ALU	1/4	3.2
3-3/4	10	7	1090000ALU	1/4	3.9



Note: These Fixtures are listed in accordance with UL Standard 1598, "UL Standard for Safety for Luminaries". Not evaluated for use in hazardous or explosive atmospheres.

SPARE PARTS ORDERING INFORMATION

Guards: 108700099A and 109000099A. Sockets: 108700099B and 109000099B. Globes: 108700099C and 109000099C.

CERTIFICATION:

• CE



Fig. 0555

FIG. 0555 - SURFACE MOUNT DOME LIGHT

CONSTRUCTION:

- CHROME PLATED BRONZE
- FOR SYSTEMS UP TO 50 VOLTS
- TWIN DOUBLE CONTACT BAYONET SOCKETS
- TOGGLE SWITCH, BULBS NOT INCLUDED
- WILL ACCOMMODATE BULBS UP TO 20 WATTS EACH



As seen in 1932 Catalog

ORDERING & TECH INFO

O.D. Globe Inches	O.D. Base Inches	Depth Inches	Standard Pkg. - 1 Pc.	Screw Size	Ship Wt. Carton Standard Pkg. Lbs.
6	7-7/8	3-1/8	0555000CHR	8	4.4

SPARE PARTS ORDERING INFORMATION

Switch: 0514DP. Globe: 0257DP6. Socket: 0276000.
Refer to Page 77 for Bulb Selection.

CERTIFICATION:

• CE




Fig. 0753

FIG. 0753 - SURFACE MOUNT DOME LIGHT

CONSTRUCTION:

- CHROME PLATED WROUGHT BRASS
- MEDIUM SCREW SOCKET, TOGGLE SWITCH
- BULBS NOT INCLUDED
- FOR SYSTEMS UP TO 50 VOLTS



As seen in 1938 Catalog

SIZE NO. 1 HAS ONE SOCKET AND SWITCH WILL ACCOMMODATE ONE BULB UP TO 50 WATTS
SIZE NO. 2 HAS TWO SOCKETS AND SWITCHES WILL ACCOMMODATE TWO BULBS UP TO 25 WATTS EACH

ORDERING & TECH INFO

O.D. Glass Inches	O.D. Base Inches	Depth Inches	Standard Pkg. - 1 Pc.	Screw Size	Ship Wt. Carton Standard Pkg. Lbs.
8	9-1/2	4	0753001CHR	10 R.H.	2.9
8	9-1/2	4	0753002CHR	10 R.H.	3.0

SPARE PARTS ORDERING INFORMATION

Switch, Cat. No. 0514DP. Socket: 1323.
Flat Lens For Newer 0753 Style (4" Depth): 0132FLTRD.
Curved Lens For Older 0753 Style (3" Depth): 0132CVDFRD.
Refer to Page 77 for Bulb Selection.

CERTIFICATION:

• CE



Fig. 1253



Fig. 1263

FIG. 1253 - EXTERIOR SURFACE MOUNT DOME LIGHT

FIG. 1263 - EXTERIOR SURFACE MOUNT DOME LIGHT WITH RED & WHITE BULBS

CONSTRUCTION:

- IVORY PERKO•KOTE ZINC ALLOY
- DOUBLE CONTACT BAYONET SOCKET
- BLACK VINYL MOUNTING GASKET
- FIG. 1253-PUSH SWITCH WITH WATER RESISTANT BOOT
- FIG. 1263 RED AND WHITE BULBS WITH
- THREE POSITION TOGGLE SWITCH
- 12 VOLT BULBS INCLUDED

ORDERING & TECH INFO

O.D. Globe Inches	O.D. Base Inches	Depth Overall Inches	Wattage of Bulb Supplied	Maximum Wattage	Dealer Pkg. - 5 Cards 1 Pc. per Card	OEM Bulk Pkg. 10 Pcs.	Screw Size	Ship Wt. Carton Lbs. DP/OEM Bulk
4	5	1-7/8	11	17	1253DP1WHT	1253001WHT	10 R.H.	4.7/8.4
5	6	2	17	17	1253DP2WHT	1253002WHT	12 R.H.	6.6/11.3
4	5	1-7/8	11	18	1263DP1WHT	1263001WHT	10 R.H.	4.9/8.4

SPARE PARTS ORDERING INFORMATION

Bulbs (2 per card) for Size #1: 0337012DP
Bulbs (2 per card) for Size #2: 0337013DP
Fig. 1263 Red Bulbs (2 per card): 0337R12DP
Fig. 1263 Three Position Toggle Switch: 1263DP099A
Switch: 0701DP.
Socket: 0024DP1.
Globe: 0257DR, Specify Size.



SOLAR-RAY® SEALED BEAM SEARCHLIGHTS

100th Year Anniversary Edition - 1907 to 2007



FIGS. 0305 & 0313 SERIES SEARCHLIGHT HEADS

BRONZE BASE, BRASS BODY

POLISHED CHROME PLATED OR WHITE PERKO•KOTE POWDER COATING
FOR 12, 24 OR 32 VOLTS

TECH INFO

Voltage	Wattage	Approximate Candlepower	Sealed Beam Range Miles	Sealed Beam Catalog No.
12	100	250,000	5/8	043300312V
24	450	470,000	3/4	043300324V
32	200	260,000	5/8	043300332V

ORDERING INFO - FIGS. 0305 & 0313 SEARCHLIGHT HEAD

Voltage	Head Only Polished Chrome For Lever Control	Head Only White PERKO•KOTE For Lever Control	Head Only Polished Chrome For Wheel or Lever/Gear Control	Head Only White PERKO•KOTE For Wheel or Lever/Gear Control
12	0305H12CHR	0305H12WHT	0313H12CHR	0313H12WHT
24	0305H24CHR	0305H24WHT	0313H24CHR	0313H24WHT
32	0305H32CHR	0305H32WHT	0313H32CHR	0313H32WHT

CERTIFICATION:

- CE

FIG. 0305



SEALED BEAM

FIG. 0313



Nominal Weight - 20 lbs.

Fig. 0354 Front Bezel with Glass for Figs. 0305 & 0313, Specify Chrome or White.

Fig. 0355 Rear Cover for Figs. 0305 & 0313, Specify Chrome or White.

FIGS. 0851, 0852 & 0969 - CONTROL ASSEMBLIES

STAINLESS STEEL TUBES WITH CHROME PLATED FITTINGS

Note: Lever Control (Fig. 0851) Fits Fig. 0305 Head Assemblies.

Wheel Control (Fig. 0852) and Lever/Gear Control

(Fig. 0969) Fit Fig. 0313 Head Assemblies.

Control Assemblies of Different Types May Be Interchanged to Offer a Large Variety of Searchlights With a Minimum of Inventory.

ORDERING & TECH INFO

Control Length Inches		"E" Lever Control	"E" Lever/Gear Control	"F" Wheel Control	Nominal Weight Pounds
"E"	"F"				
8-1/2	7-1/2	0851000*	0969000**	0852000***	6
15-1/2	14-1/2	08510A0	09690A0	08520A0	9
22-1/2	21-1/2	08510B0	09690B0	08520B0	12
29-1/2	28-1/2	08510C0	09690C0	08520C0	15



FIG. 0851

LEVER CONTROL
FITS 0305 HEAD



FIG. 0852

WHEEL CONTROL
FITS 0313 HEAD




FIG. 0969

LEVER/GEAR
CONTROL
FITS 0313 HEAD

Maximum Ceiling Thickness,

* 0851: 4-1/2 Inches.

** 0969: 3-1/2 Inches.

*** 0852: 3 Inches.

Custom Lengths Available by Special Order.

SEARCHLIGHTS

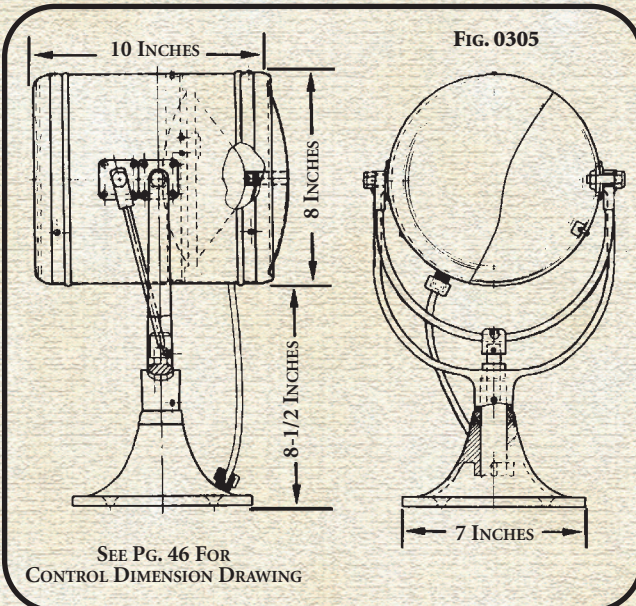


FIG. 0305

SEE PG. 46 FOR
CONTROL DIMENSION DRAWING

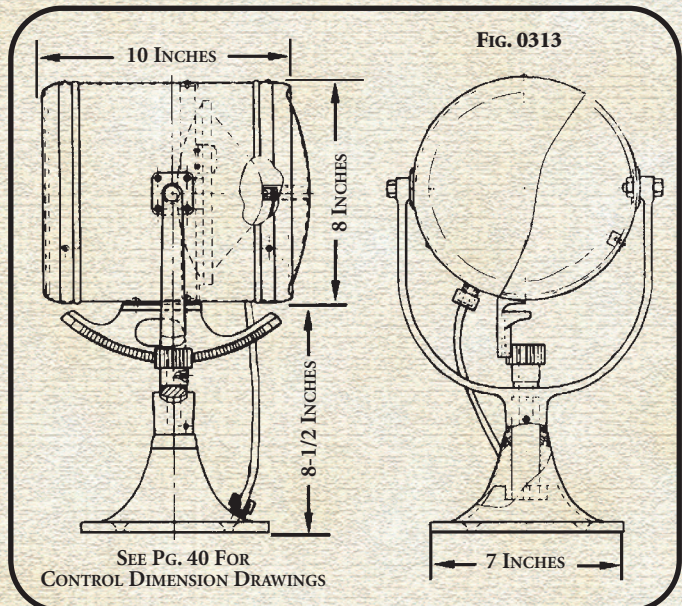


FIG. 0313

SEE PG. 40 FOR
CONTROL DIMENSION DRAWINGS

FIG. 0314 - PILOT HOUSE CONTROL SEARCHLIGHT

CERTIFICATION:

• CE

CONSTRUCTION:

- CHROME PLATED OR WHITE POWDER COATED BRASS
- CORROSION RESISTANT, SPLASH PROOF CONSTRUCTION
- 7 & 8 INCH SEALED BEAM UNITS INCLUDED
- TIN PLATED ELECTRICAL CONTACTS AND WIRING
- LEVER ACTION, PILOT HOUSE CONTROL
- 380° HORIZONTAL MOVEMENT, 70° VERTICAL MOVEMENT
- LEVER HANDLE CONTROLS BOTH HORIZONTAL AND VERTICAL MOVEMENT
- FOR CEILING THICKNESSES OF UP TO 5"
- FOR 12, 24 OR 32 VOLTS



FIG. 0314
WHITE



FIG. 0314
CHROME

ORDERING & TECH INFO

Overall Length	Voltage	Approx. Range Miles	Beam Candle Power	Wattage	Chrome Catalog Number	White Catalog Number	Ship Wt. Carton Lbs. Std. Pkg.
7 Inch Head							
24	12	5/8	250,000	100	0314C0712V	0314W0712V	13.1
24	24	3/4	470,000	450	0314C0724V	0314W0724V	13.1
24	32	5/8	260,000	200	0314C0732V	0314W0732V	13.1
8 Inch Head							
26	12	3/4	500,000	250	0314C0812V	0314W0812V	13.4
26	24	3/4	500,000	600	0314C0824V	0314W0824V	13.4
26	32	3/4	500,000	600	0314C0832V	0314W0832V	13.4

Replacement Sealed Beam Information

7 Inch Head	8 Inch Head
12 Volt: 043300312V	12 Volt: 043300412V
24 Volt: 043300324V	24 Volt: 043300424V
32 Volt: 043300332V	32 Volt: Order 24V Sealed Beam. If converting from another voltage, order Internal Dropping Resistor (0314R3299A) in addition to the bulb.



SEALED BEAM

SEARCHLIGHTS



SOLAR-RAY® SEARCHLIGHTS

100th Year Anniversary Edition - 1907 to 2007



0800 SERIES 10", 12" OR 14"

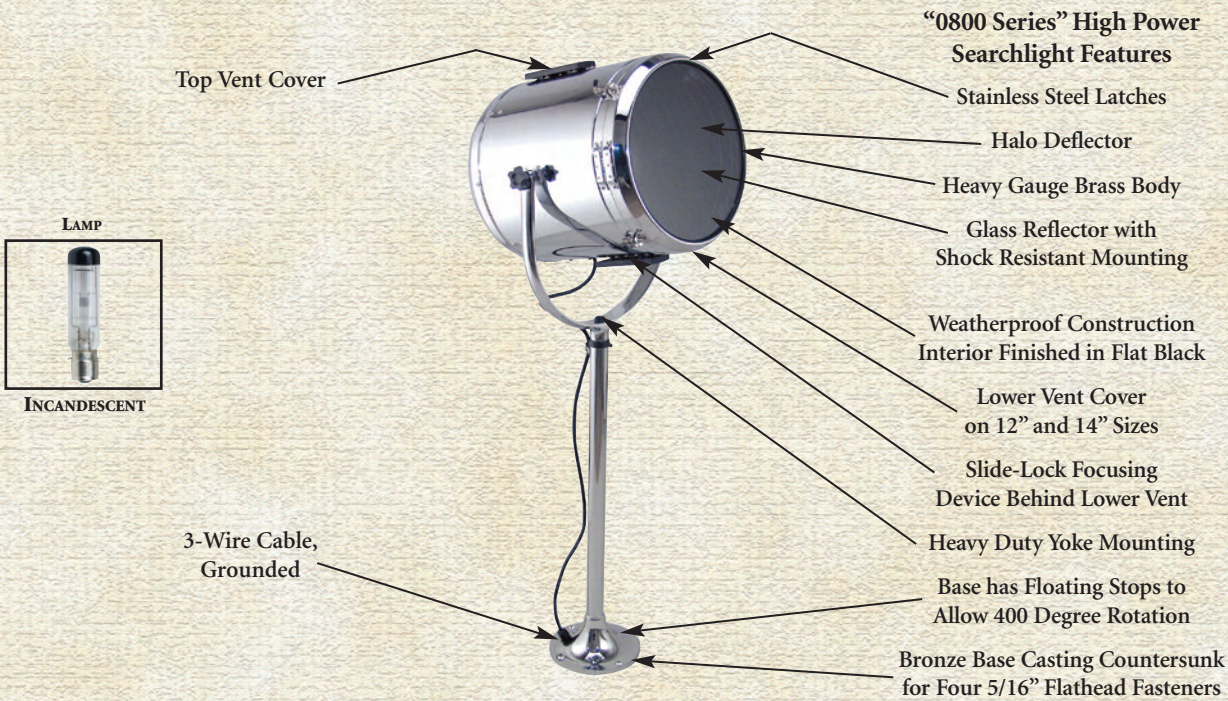
CAST BRONZE AND HEAVY GAUGE BRASS
POLISHED CHROME OR WHITE PERKO•KOTE FINISH
12, 24, 32, 120 OR 230 VOLTS

CERTIFICATION:

• CE

The 0800 Series - Solar-Ray® Searchlights are available in 10", 12" and 14" sizes with your choice of Deck, Wheel, Lever/Gear Controls or DEC on 14 inch model. All models feature: halo deflectors, parabolic glass mirror reflectors for maximum light output and ventilation covers for quick dissipation of heat to help prolong bulb life. Hinged front doors have quick release stainless steel latches to provide easy access for bulb replacement. The 0800 Series models are also available in our white PERKO•KOTE finish, an advanced powder coating process that eliminates the need for painting while providing a scratch resistant and chip-proof surface for painting when necessary to match the color of the vessel.

Bulbs are not included and must be ordered separately. PERKO offers a choice of the traditional incandescent or the brighter, more piercing quartz-halogen bulbs in a variety of voltages and wattages to fit every need. For complete information on bulbs and candlepower output, see pages 42 & 43.



BULBS ARE NOT INCLUDED IN LIGHTS.

CONTROL TYPES

DECK CONTROL

Equipped with handles on the rear cover for positioning.

LEVER CONTROL

Aim handle for horizontal position. Move handle up and down for vertical position.




FIG. 0851



WHEEL CONTROL

Turn upper wheel for horizontal position. Turn lower wheel for vertical position.

LEVER/GEAR CONTROL

Aim handle for horizontal position. Twist handle for vertical position.

DISTANT ELECTRIC CONTROL
Joystick type controller for both horizontal & vertical positioning (Only Available on the 0887)




FIG. 0852

FIG. 0969

SEARCHLIGHTS

CERTIFICATION:

• CE

0883 SERIES

10", 12" OR 14"

TECH INFO

"A" Nominal Drum Diameter Inches	"C" Length Drum Inches	Nominal Weight Pounds
10	13	28
12	15	38
14	17	45

LAMP



INCANDESCENT



FIG. 0883 - STANDARD PEDESTAL CHROME



FIG. 0883 - MEDIUM PEDESTAL WHITE



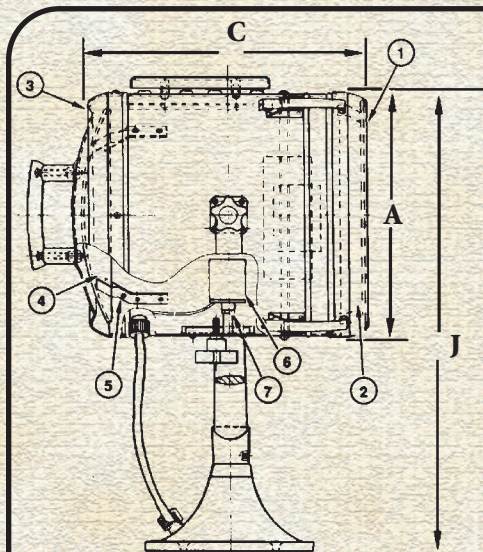
FIG. 0883 - HIGH PEDESTAL CHROME

A - Nominal drum diameter

C - Drum length

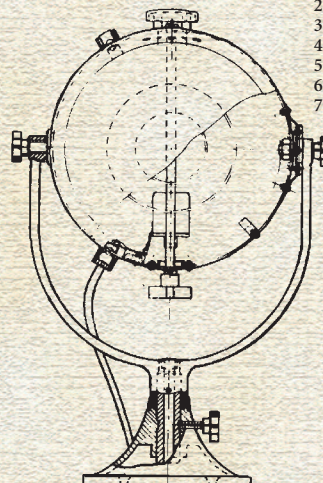
J - Overall height from mounting surface to top of searchlight

BULBS ARE NOT INCLUDED IN LIGHTS (SEE PAGES 42 & 43).



SPARE PARTS ORDERING INFORMATION

- 1) Front Glass: 0889001CLR
- 2) Front Door with Glass: 0891001CHR
- 3) Rear Cover: 0908001CHR
- 4) Reflector: 0890001
- 5) Reflector Retaining Clips, (Set of 8): 0910
- 6) Bulb Socket, See Page 49 for Details
- 7) Socket and Support Stand, See Page 42 for Details



* Note: The "J" Dimension is Height Overall.

Note: Illustration and Catalog Numbers are shown for a 10 Inch Chrome Searchlight. For 12 Inch, Replace the "001" with "002" and for 14 Inch, Replace the "001" with "003". For White Finish Replace the "CHR" with "WHT".



DECK CONTROL SOLAR-RAY® SEARCHLIGHTS

100th Year Anniversary Edition - 1907 to 2007



0883 SERIES

10", 12" OR 14"

ORDERING INFO

- NOTES:
- 1) These Searchlights Cannot Be Fitted With Controls.
 - 2) Bulbs Must be Ordered Separately, Refer to Pages 42 and 43 for Ordering Information.
 - 3) Refer to Worksheet on Page 45 For Help in Bulb Ordering.

ORDERING INFO - STANDARD PEDESTAL

Nominal Reflector Size Inches	"J" Height Overall Inches	Polished Chrome Catalog No.	White PERKO•KOTE Catalog No.
10	20-1/8	08830P1CHR	08830P1WHT
12	22-1/8	08830P2CHR	08830P2WHT
14	25-1/8	08830P3CHR	08830P3WHT

Standard Pedestal Base Diameter, 7 Inches

ORDERING INFO - MEDIUM PEDESTAL

Nominal Reflector Size Inches	"J" Height Overall Inches	Polished Chrome Catalog No.	White PERKO•KOTE Catalog No.
10	27-1/2	0883MP1CHR	0883MP1WHT
12	29-1/2	0883MP2CHR	0883MP2WHT
14	32-1/2	0883MP3CHR	0883MP3WHT

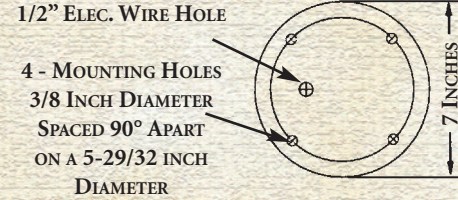
Medium Pedestal Base Diameter, 8 Inches

ORDERING INFO - HIGH PEDESTAL

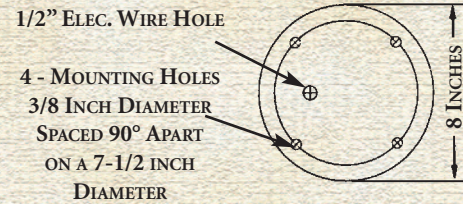
Nominal Reflector Size Inches	"J" Height Overall Inches	Polished Chrome Catalog No.	White PERKO•KOTE Catalog No.
10	44	0883HP1CHR	0883HP1WHT
12	46	0883HP2CHR	0883HP2WHT
14	49	0883HP3CHR	0883HP3WHT

High Pedestal Base Diameter, 8 Inches

STANDARD PEDESTAL BASE



MEDIUM & HIGH PEDESTAL BASE



**NOTE: Custom Pedestal Heights are Available.
Price Upon Application.
Specify the "J" Dimension for Custom Pedestal Height.**

High Pedestal White



Med. Pedestal White



Std. Pedestal White



Std. Pedestal Chrome



Med. Pedestal Chrome



High Pedestal Chrome



CERTIFICATION:

• CE

0884 SERIES

10", 12" AND 14"

TECH INFO

"A" Nominal Drum Diameter Inches	"C" Length Drum Inches	Nominal Weight Pounds
10	13	28
12	15	38
14	17	45

LAMP



INCANDESCENT



FIG. 0884
STANDARD PEDESTAL



FIG. 0884
MEDIUM PEDESTAL


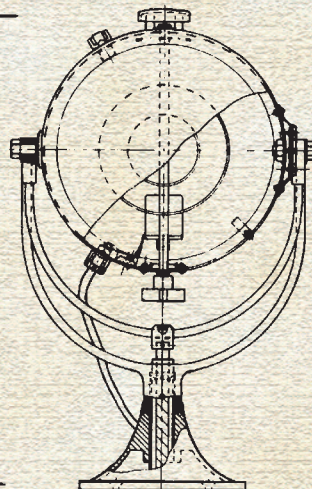
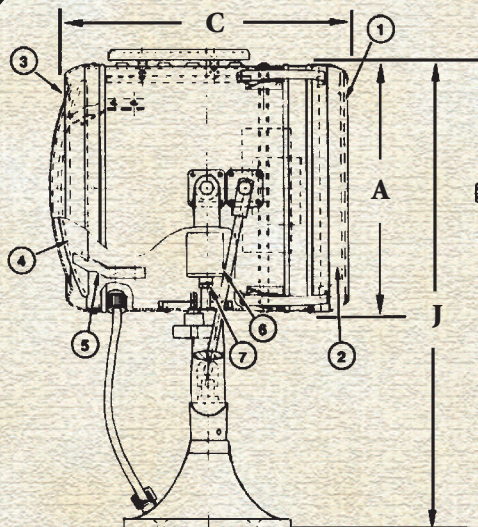


FIG. 0884
HIGH PEDESTAL

- A - Nominal drum diameter
- C - Drum length
- J - Overall height from mounting surface to top of searchlight
- E - Control length

BULBS ARE NOT INCLUDED IN LIGHTS (SEE PAGES 42 & 43).



SPARE PARTS ORDERING INFORMATION

- 1) Front Glass: 0889001CLR
- 2) Front Door with Glass: 0891001CHR
- 3) Rear Cover: 0908001CHR
- 4) Reflector: 0890001
- 5) Reflector Retaining Clips, (Set of 8): 0910
- 6) Bulb Socket, See Page 49 for Details
- 7) Socket and Support Stand, See Page 42 for Details

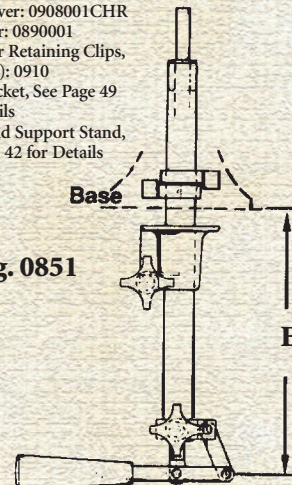


Fig. 0851

Note: Illustration and Catalog Numbers are shown for a 10 Inch Chrome Searchlight. For 12 Inch, Replace the "001" with "002" and for 14 Inch, Replace the "001" with "003". For White Finish Replace the "CHR" with "WHT".

0884 SERIES

10", 12" AND 14" ORDERING INFO

- NOTES: 1) Bulbs Must be Ordered Separately, Refer to Pages 42 and 43 for Ordering Information.
2) Refer to Worksheet on Page 45 For Help in Bulb Ordering.

ORDERING INFO - STANDARD PEDESTAL HEAD ASSEMBLIES

Nominal Reflector Size Inches	"J" Height Inches	Polished Chrome Catalog No.	White PERKO•KOTE Catalog No.
10	20-1/8	08840P1CHR	08840P1WHT
12	22-1/8	08840P2CHR	08840P2WHT
14	25-1/8	08840P3CHR	08840P3WHT

Standard Pedestal Base Diameter, 7 Inches

ORDERING INFO - MEDIUM PEDESTAL HEAD ASSEMBLIES

Nominal Reflector Size Inches	"J" Height Inches	Polished Chrome Catalog No.	White PERKO•KOTE Catalog No.
10	28-1/4	0884MP1CHR	0884MP1WHT
12	30-1/4	0884MP2CHR	0884MP2WHT
14	33-1/4	0884MP3CHR	0884MP3WHT

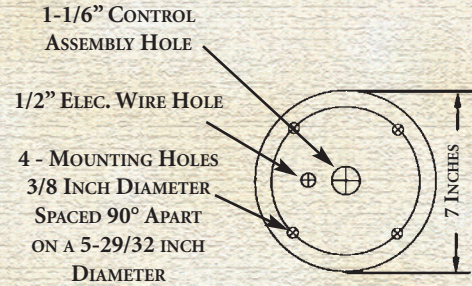
Medium Pedestal Base Diameter, 8 Inches

ORDERING INFO - HIGH PEDESTAL HEAD ASSEMBLIES

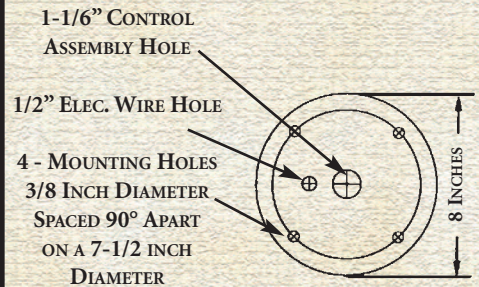
Nominal Reflector Size Inches	"J" Height Inches	Polished Chrome Catalog No.	White PERKO•KOTE Catalog No.
10	44-3/4	0884HP1CHR	0884HP1WHT
12	46-3/4	0884HP2CHR	0884HP2WHT
14	49-3/4	0884HP3CHR	0884HP3WHT

High Pedestal Base Diameter, 8 Inches

STANDARD PEDESTAL BASE



MEDIUM & HIGH PEDESTAL BASE



High Pedestal White



Med. Pedestal White



Std. Pedestal White



Std. Pedestal Chrome



Med. Pedestal Chrome



High Pedestal Chrome



NOTE: Custom Pedestal Heights are Available. Price Upon Application. Specify the "J" Dimension for Custom Pedestal Height.

FIG. 0851 - LEVER CONTROL ASSEMBLIES

Control assemblies of different lengths may be interchanged on Solar-Ray® searchlights (Fig. 0884) of the same pedestal height. The following chart makes it possible to order and stock different lengths of these assemblies separately to offer a large variety of Solar-Ray® searchlights with a minimum of inventory. Custom Control Lengths are Available. Price Upon Application. Specify the "E" Dimension for Custom Control Lengths.

ORDERING INFO

"E" Length Control Inches	For Standard Pedestal	For Medium Pedestal	For High Pedestal Cat. No.	Nominal Weight Pounds
8-1/2	0851000*	0851M00*	0851H00*	6
15-1/2	08510A0	0851MA0	0851HA0	9
22-1/2	08510B0	0851MB0	0851HB0	12
29-1/2	08510C0	0851MC0	0851HC0	15

* Maximum Ceiling Thickness, 4-1/2 Inches

CERTIFICATION:

• CE

0885 SERIES

10", 12" AND 14"

TECH INFO

"A" Nominal Drum Diameter Inches	"C" Length Drum Inches	Nominal Weight Pounds
10	13	28
12	15	38
14	17	45

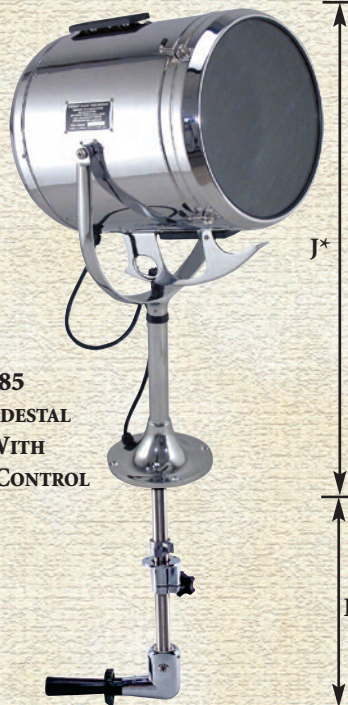
LAMP



INCANDESCENT



**FIG. 0885
STANDARD PEDESTAL
SHOWN WITH
WHEEL CONTROL**



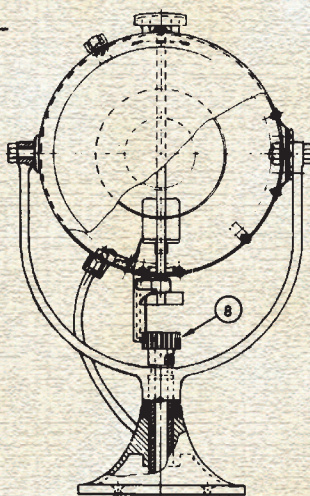
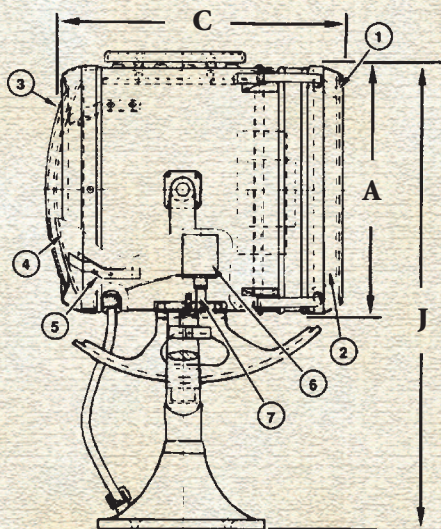
**FIG. 0885
MEDIUM PEDESTAL
SHOWN WITH
LEVER/GEAR CONTROL**



**FIG. 0885
HIGH PEDESTAL
SHOWN WITH
WHEEL CONTROL**

- A - Nominal drum diameter
- C - Drum length
- E - Control Length (Lever/Gear Control)
- F - Control Length (Wheel Control)
- G - Distance Between Wheels, 2 Inches.
- J - Overall height from mounting surface to top of searchlight

BULBS ARE NOT INCLUDED IN LIGHTS (SEE PAGES 42 & 43).

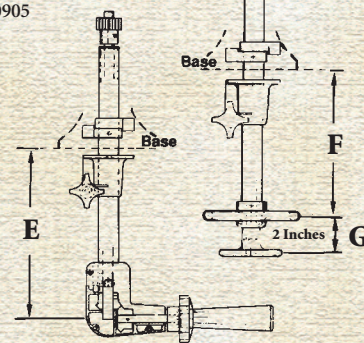


SPARE PARTS ORDERING INFORMATION

- 1) Front Glass: 0889001CLR
- 2) Front Door with Glass: 0891001CHR
- 3) Rear Cover: 0908001CHR
- 4) Reflector: 0890001
- 5) Reflector Retaining Clips, (Set of 8): 0910
- 6) Bulb Socket, See Page 49 for Details
- 7) Socket and Support Stand, See Page 42 for Details
- 8) Pinion Gear: 0905

**Fig.
0852**

**Fig.
0969**



Note: Illustration and Catalog Numbers are shown for a 10 Inch Chrome Searchlight. For 12 Inch, Replace the "001" with "002" and for 14 Inch, Replace the "001" with "003". For White Finish Replace the "CHR" with "WHT".



WHEEL OR LEVER/GEAR CONTROL SOLAR-RAY® SEARCHLIGHT HEAD ASSEMBLIES

100th Year Anniversary Edition - 1907 to 2007



0885 SERIES 10", 12" AND 14" ORDERING INFO

- Notes: 1) Bulbs Must be Ordered Separately, Refer to Pages 42 and 43 for Ordering Information.
2) Refer to Worksheet on Page 45 For Help in Bulb Ordering.

STANDARD PEDESTAL SEARCHLIGHT HEAD ASSEMBLIES

Nominal Reflector Size Inches	"J" Height Inches	Polished Chrome Catalog No.	White PERKO•KOTE Catalog No.
10	20-1/8	08850P1CHR	08850P1WHT
12	22-1/8	08850P2CHR	08850P2WHT
14	25-1/8	08850P3CHR	08850P3WHT

Standard Pedestal Base Diameter, 7 Inches

MEDIUM PEDESTAL SEARCHLIGHT HEAD ASSEMBLIES

Nominal Reflector Size Inches	"J" Height Inches	Polished Chrome Catalog No.	White PERKO•KOTE Catalog No.
10	28-1/4	0885MP1CHR	0885MP1WHT
12	30-1/4	0885MP2CHR	0885MP2WHT
14	33-1/4	0885MP3CHR	0885MP3WHT

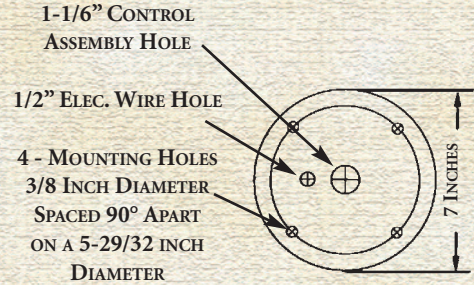
Medium Pedestal Base Diameter, 8 Inches

HIGH PEDESTAL SEARCHLIGHT HEAD ASSEMBLIES

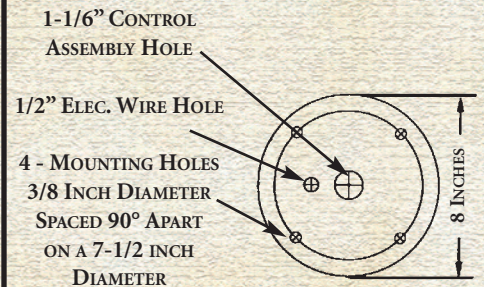
Nominal Reflector Size Inches	"J" Height Inches	Polished Chrome Catalog No.	White PERKO•KOTE Catalog No.
10	44-3/4	0885HP1CHR	0885HP1WHT
12	46-3/4	0885HP2CHR	0885HP2WHT
14	49-3/4	0885HP3CHR	0885HP3WHT

High Pedestal Base Diameter, 8 Inches

STANDARD PEDESTAL BASE



MEDIUM & HIGH PEDESTAL BASE



High Pedestal White



Med. Pedestal White



Std. Pedestal White



Std. Pedestal Chrome



Med. Pedestal Chrome



High Pedestal Chrome



NOTE: Custom Pedestal Heights are Available. Price Upon Application. Specify the "J" Dimension for Custom Pedestal Height.

CONTROL ASSEMBLIES - FIGS. 0852 & 0969

Control Assemblies of different lengths may be interchanged on Solar-Ray® searchlights (Fig. 0885) of the same pedestal height. The following chart makes it possible to order and stock different lengths of these assemblies separately to offer a large variety of Solar-Ray® Searchlights with a minimum of inventory.

ORDERING INFO WHEEL CONTROL - FIG. 0852

"F" Length Control Inches	For Standard Pedestal	For Medium Pedestal	For High Pedestal	Nominal Weight Pounds
7-1/2	0852000*	0852M00*	0852H00*	6
14-1/2	08520A0	0852MA0	0852HA0	9
21-1/2	08520B0	0852MB0	0852HB0	12
28-1/2	08520C0	0852MC0	0852HC0	15

*Maximum Ceiling Thickness, 3 Inches

ORDERING INFO LEVER/GEAR CONTROL - FIG. 0969

"E" Length Control Inches	For Standard Pedestal	For Medium Pedestal	For High Pedestal	Nominal Weight Pounds
8-1/2	0969000*	0969M00*	0969H00*	6
15-1/2	09690A0	0969MA0	0969HA0	9
22-1/2	09690B0	0969MB0	0969HB0	12
29-1/2	09690C0	0969MC0	0969HC0	15

*Maximum Ceiling Thickness, 3-1/2 Inches

NOTE: Custom Control Lengths are Available. Price Upon Application. Specify the "E" or "F" Dimension for Custom Control Lengths.

0800 SERIES - 10", 12" AND 14"

BULBS ARE NOT INCLUDED IN LIGHTS AND MUST BE ORDERED SEPARATELY.

For best results, the bulb and reflector must be perfectly compatible; therefore, be sure to specify the catalog number of the bulb desired. Peak candlepower is exceedingly sensitive to many factors, (i.e., a light source out of focus by 1/32 inch, under-voltage of only 4%, or differences between bulb manufacturers) which can cause a variation in range of up to 20%.

INCANDESCENT BULB ORDERING INFO

Bulb Catalog Number	Voltage	Wattage	Socket Type	Socket Code Letter	For Searchlight Sizes Inches	Rated* Life Hours	Mfg. Bulb Code
0806	32	500	Medium Screw	B	10, 12, 14	50	DLT
0807	120	500	Medium Prefocus	E	10, 12, 14	25	CZX/DAB
0809	120	750	Medium Prefocus	E	12, 14	25	DDB
0837	120	750	Medium Prefocus	E	12, 14	200	DGH
0810	120	1000	Medium Prefocus	E	12, 14	25	DRS
0811	120	1000	Mogul Screw	D	12, 14	50	DPT

For a More Concentrated Beam, Longer Range, Brighter Light and a Longer Life, We Recommend the Following Bulbs:

"QUARTZ" TUNGSTEN-HALOGEN BULB ORDERING INFO

Bulb Catalog Number	Voltage	Wattage	Socket Type	Socket Code Letter	For Searchlight Sizes Inches	Rated* Life Hours	Mfg. Bulb Code
0816	12	100	2-Pin Prefocus	F	10, 12, 14	50	FDT
0836	24	150	2-Pin Prefocus	G	10, 12, 14	50	DZE-FDS
0817	32	200	2-Pin Prefocus	H	10, 12, 14	200	1945
0844	120	500	Medium Prefocus	E	10, 12, 14	500	BTL
0820	120	600	2-Pin Prefocus	I	10, 12, 14	75	DYS
0845	120	750	Medium Prefocus	E	12, 14	200	BTP
0839	120	900	2-Pin Prefocus	K	12, 14	75	BVA
0846	120	1000	Medium Prefocus	E	12, 14	200	BTR
0860	230	1000	Medium Prefocus	E	12, 14	950	FKD

PLEASE ORDER CAREFULLY, BULBS ARE NOT RETURNABLE.

*NOTE: These are the "Rated Average Laboratory Life in Hours" of the Bulb Manufacturer obtained in closely controlled laboratory life testing groups of lamps at their design voltage. It is not necessarily the same as the service life where conditions such as shock, vibration, voltage fluctuation and environment may result in a shorter average attained life.

ELECTRIC SOCKET AND SUPPORT STAND ASSEMBLIES

Solar-Ray® Searchlights include a socket and support stand assembly based on the bulb or socket information given when ordering. The following chart makes it possible to order and stock different socket and stand assemblies for field conversion to meet a large variety of voltage and candlepower requirements with a minimum of inventory.

ORDERING INFO

Socket Type (See Page 43 for Drawing)	Socket Code	For 10" Searchlights		For 12" Searchlights		For 14" Searchlights	
		Catalog Number	Height Stand Inches	Catalog Number	Height Stand Inches	Catalog Number	Height Stand Inches
Medium Screw	B	0872001	1-1/4	0872002	2-1/4	0872003	3-1/4
Medium Prefocus	E	0873001	1-5/16	0873002	1-15/16	0873003	2-15/16
Mogul Screw	D	-----	-----	0874002	7/16	0874003	1-1/4
2-Pin Prefocus (12 Volt)	F	0875001	3-1/2	0875002	4-1/2	0875003	5-1/2
2-Pin Prefocus (24 Volt)	G	0876001	3-1/4	0876002	4-1/4	0876003	5-1/4
2-Pin Prefocus (32 Volt)	H	0878001	3-1/4	0878002	4-1/4	0878003	5-1/4
2-Pin Prefocus (600 Watt)	I	0879001	3-1/8	0879002	4-1/8	0879003	5-1/8
2-Pin Prefocus (900 Watt)	K	-----	-----	0880002	3-13/16	0880003	4-13/16

NOTE: Refer to Page 49 for Spare/Replacement Electric Socket Only Ordering Information.



BULB TECHNICAL DATA FOR SOLAR-RAY® SEARCHLIGHTS

100th Year Anniversary Edition - 1907 to 2007



0800 SERIES

THE FOLLOWING CHART IS PROVIDED TO AID IN PROPER BULB SELECTION:

Searchlight Size Inches	Approximate Voltage	Approximate Range Miles*	Bulb Catalog Number	Bulb Wattage	Rated Life Hours**	Maximum Candlepower Output	Horizontal Beam Spread Degrees	Vertical Beam Spread Degrees
10"	12	1	0816	100	50	1,168,000	1.7	1.4
	24	1	0836	150	50	891,000	2.6	1.5
	32	3/4	0817	200	200	571,000	2.6	1.7
	32	1	0806	500	50	943,000	3.4	3.9
	120	1	0820	600	75	908,000	4.4	2.2
	120	1-1/8	0807	500	25	1,332,000	3.5	2.8
	120	1-1/8	0844	500	500	1,260,000	3.1	3.4
12"	12	1-1/4	0816	100	50	1,617,000	1.5	1.2
	24	1-1/8	0836	150	50	1,349,000	2.2	1.5
	32	7/8	0817	200	200	865,000	2.4	1.6
	32	1-1/8	0806	500	50	1,496,000	3.4	3.5
	120	1	0837	750	200	977,000	4.1	3.7
	120	1	0845	750	200	1,185,000	3.7	5.2
	120	1-1/8	0820	600	75	1,410,000	4.3	1.9
	120	1-1/4	0809	750	25	1,792,000	3.6	3.4
	120	1-1/4	0844	500	500	1,641,000	3.2	3.4
	120	1-1/4	0807	500	25	1,799,000	3.3	3.1
	120	1-1/4	0811	1000	50	1,816,000	4.0	4.9
	120	1-3/8	0810	1000	25	1,894,000	4.0	3.8
	120	1-3/8	0846	1000	200	1,911,000	3.9	5.0
	120	1-1/2	0839	900	75	2,482,000	4.5	5.5
230	7/8	0860	1000	950	865,000	6.9	5.9	
14"	12	1-1/4	0816	100	50	1,756,000	1.5	1.0
	24	1-1/8	0836	150	50	1,367,000	2.3	1.2
	32	1	0817	200	200	943,000	2.2	1.5
	32	1-1/8	0806	500	50	1,591,000	4.0	3.7
	120	1-1/8	0837	750	200	1,254,000	3.9	4.5
	120	1-1/8	0845	750	200	1,531,000	3.6	5.1
	120	1-1/4	0820	600	75	1,626,000	4.5	1.9
	120	1-3/8	0844	500	500	1,840,000	2.9	3.2
	120	1-3/8	0811	1000	50	2,249,000	4.0	5.1
	120	1-1/2	0807	500	25	2,353,000	3.2	3.2
	120	1-1/2	0809	750	25	2,422,000	3.7	4.0
	120	1-1/2	0846	1000	200	2,586,000	3.8	5.0
	120	1-1/2	0810	1000	25	2,621,000	4.0	4.5
	120	1-5/8	0839	900	75	2,889,000	4.5	5.2
	230	1	0860	1000	950	1,021,000	7.7	6.2

SEARCHLIGHTS

*The approximate ranges listed above are based on photometric measurements of beam candlepower output under ideal conditions. Many factors such as atmospheric conditions, size and color of target, background, etc., may reduce effective range considerably; therefore, these figures are offered only as a guide to compare different bulb and voltage options.

**NOTE: These are the "Rated Average Laboratory Life in Hours" of the Bulb Manufacturer obtained in closely controlled laboratory life testing of groups of lamps at their design voltage. It is not necessarily the same as the service life where conditions such as shock, vibration, voltage fluctuation and environment may result in a shorter average attained life.



2-PIN PREFOCUS



MOGUL SCREW



MEDIUM PREFOCUS



MEDIUM SCREW

0887 SERIES


FOR 12, 24 & 120 VOLT

CERTIFICATION:

• CE

TECH INFO

Nominal Drum Diameter Inches	Length Drum Inches	Gross Shipping Weight Pounds
14	17	68



LAMP
INCANDESCENT



DISTANT ELECTRIC CONTROL

Joystick type controller with variable speed control for both horizontal & vertical positioning



FIG. 0887 - STANDARD PEDESTAL WITH DEC BASE

ALL ALUMINUM - WHITE PERKO•KOTE FINISH

ORDERING INFO

Description	Catalog No.
Searchlight Head Assembly w/ Distant Electric Control Base - 12 Volt	0887EA3WHT
Searchlight Head Assembly w/ Distant Electric Control Base - 24 Volt	0887EB3WHT
Searchlight Head Assembly w/ Distant Electric Control Base - 120 Volt	0887EC3WHT

BULBS ARE NOT INCLUDED IN LIGHTS (SEE PAGES 42 & 43).

SEARCHLIGHTS



SOLAR-RAY® SEARCHLIGHT ORDERING WORKSHEET

100th Year Anniversary Edition - 1907 to 2007



0800 SERIES

- 1) Head Assembly Type: _____ }
 - a) For deck control - 0883
 - b) For lever control - 0884
 - c) For wheel and lever/gear control - 0885
- 2) Pedestal (overall) Height (see catalog page for details): _____ }
 - a) Standard - O
 - b) Medium - M
 - c) High - H

For custom pedestal height see no. 10 below.
- 3) Reflector Size: _____ }
 - a) 10 inch - 1
 - b) 12 inch - 2
 - c) 14 inch - 3
- 4) Finish: _____ }
 - a) PERKOPLATE (polished chrome) - CHR
 - b) PERKO•KOTE (white) - WHT
- 5) Control Type: _____ }
 - a) Lever control (For 0884 Head Assembly) - 0851
 - b) Wheel control (For 0885 Head Assembly) - 0852
 - c) Lever/Gear control (For 0885 Head Assembly) - 0969
- 6) Control Length (when necessary): _____ }
 - a) (8-1/2" for 0851 & 0969) or (7-1/2" for 0852) - 0
 - b) (15-1/2" for 0851 & 0969) or (14-1/2" for 0852) - A
 - c) (22-1/2" for 0851 & 0969) or (21-1/2" for 0852) - B
 - d) (29-1/2" for 0851 & 0969) or (28-1/2" for 0852) - C
- 7) Bulb Number (see pages 42 & 43 for details): _____ } →
- 8) Socket Type:Code: _____ }
 - a) Medium Screw "B"
 - b) Medium Prefocus..... "E"
 - c) Mogul Screw..... "D" (Not for use with 10 inch reflector.)
 - d) 2-Pin Prefocus (12 volt) "F"
 - e) 2-Pin Prefocus (24 volt) "G"
 - f) 2-Pin Prefocus (32 volt) "H"
 - g) 2-Pin Prefocus (600 Watt) "I"
 - h) 2-Pin Prefocus (900 watt) "K"
- 9) Custom control length: _____
Specify control length desired as measured from pedestal base to lower end of control assembly ("E" or "F" dimension).
- 10) Custom pedestal height: _____
Specify overall height of searchlight desired as measured from the top of the searchlight head to the bottom of the pedestal base ("J" dimension).

Head Assembly Cat. No. P

Control Assembly Cat. No. 0

Bulb Cat. No.

Socket Code

SEARCHLIGHTS

SPARE PARTS ORDERING INFO FOR 0800 SERIES SOLAR-RAY® SEARCHLIGHTS						
Fig.	Size	Front Glass Cat. No.	Front Door with Glass Cat. No.	Rear Cover Cat. No.	Reflector* Cat. No.	Pinion Gear Cat. No.
0883	10"	0889001CLR	0891001CHR	0908001CHR	0890001	----
	12"	0889002CLR	0891002CHR	0908002CHR	0890002	----
	14"	0889003CLR	0891003CHR	0908003CHR	0890003	----
0884	10"	0889001CLR	0891001CHR	0902001CHR	0890001	----
	12"	0889002CLR	0891002CHR	0902002CHR	0890002	----
	14"	0889003CLR	0891003CHR	0902003CHR	0890003	----
0885	10"	0889001CLR	0891001CHR	0902001CHR	0890001	0905
	12"	0889002CLR	0891002CHR	0902002CHR	0890002	0905
	14"	0889003CLR	0891003CHR	0902003CHR	0890003	0905

NOTE: The Spare Part catalog numbers listed above are for the polished chrome (CHR) finish.
To order white finish, replace the "CHR" in the catalog number with the "WHT" finish code.

*Replacement Retaining Clips (Cat. No. 0910) For The Reflector Should Also Be Ordered When Ordering a Replacement Reflector To Assure a Proper Fit.

CERTIFICATION:

• CE

1900 SERIES

ALL ALUMINUM - WHITE PERKO•KOTE FINISH


32, 120 OR 230 VOLTS

The 1900 Series - Solar-Ray® Searchlights are designed and built with the commercial user in mind where maximum size and brilliance count. These units are constructed of marine aluminum with heavy duty castings and heavy gauge reinforced bodies for extra durability. They are finished in our white PERKO•KOTE finish, an advanced process that eliminates the need for painting while providing a scratch resistant and chip-proof surface for painting when necessary to match the color of the vessel.

The 1900 Series is available with Deck, Wheel, Lever/Gear or Distant Electric Remote Controls. All models feature halo deflectors, parabolic glass mirror reflectors for maximum light output and ventilation covers for quick dissipation of heat to help prolong bulb life. Hinged front doors have quick release stainless steel latches to provide easy access for bulb replacement.

Bulbs are not included and must be ordered separately. PERKO offers a choice of the traditional incandescent or the brighter, more piercing quartz-halogen bulbs in a variety of voltages and wattages. For complete information on bulbs and candlepower output, see page 48.

“1900 Series” High Power Searchlight Features



DECK CONTROL
Equipped with handles on the rear cover for positioning.



FIG. 1922

WHEEL CONTROL
Turn upper wheel for horizontal position. Turn lower wheel for vertical position.

CONTROL TYPES

DISTANT ELECTRIC CONTROL




FIG. 1925

LEVER/GEAR CONTROL
Aim handle for horizontal position. Twist handle for vertical position.



FIG. 1921

TECH INFO

Nominal Drum Diameter Inches	Nominal Drum Weight Pounds	Nominal Control Weight Pounds
19	68	22
Base Diameter, 13 Inches.		

CERTIFICATION:

• CE

LAMP



INCANDESCENT




FIG. 1902 LIGHT SHOWN WITH FIG. 1921 LEVER/GEAR CONTROL



FIG. 1902DE4 LIGHT SHOWN WITH FIG. 1925 DISTANT ELECTRIC CONTROL



FIG. 1902 LIGHT SHOWN WITH FIG. 1922 WHEEL CONTROL
Distance Between Wheels, 2-1/2 Inches.

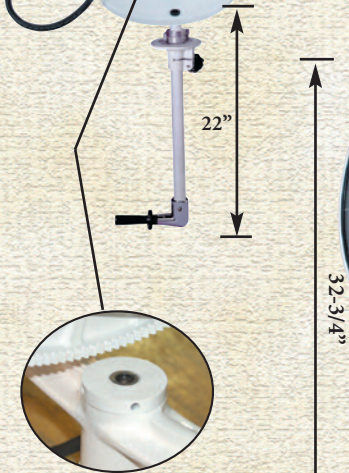


FIG. 1901 DECK CONTROL

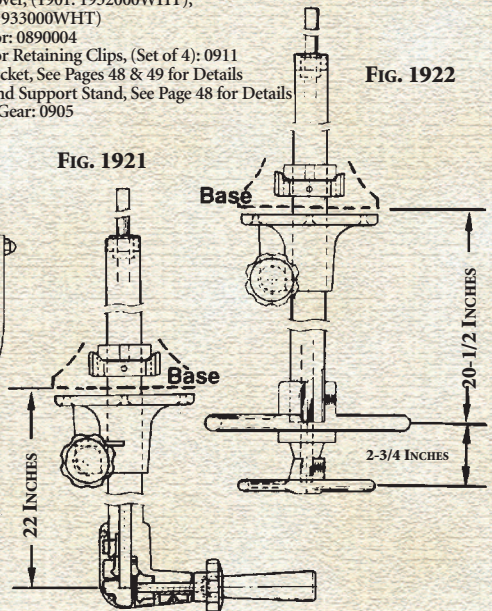
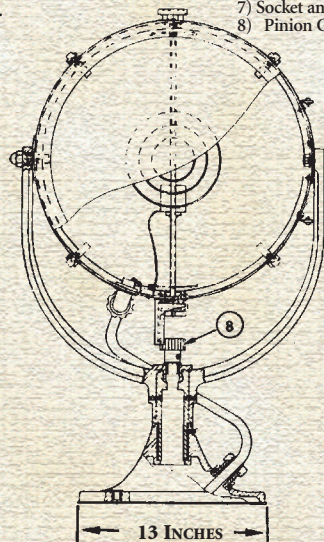
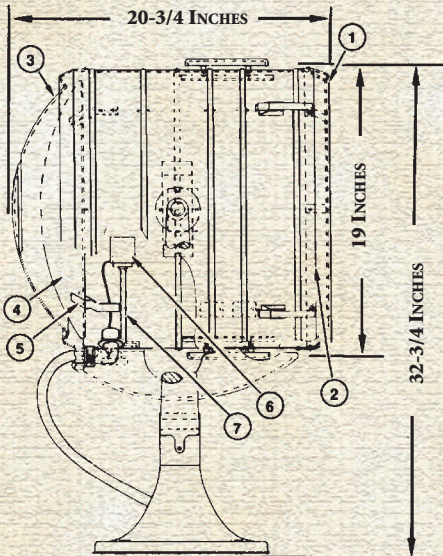


WATER-PROOF SEAL FOR GEAR MECHANISM

SEARCHLIGHTS

SPARE PARTS ORDERING INFORMATION

- 1) Front Glass: 0889004CLR
- 2) Front Door with Glass: 1936004WHT
- 3) Rear Cover, (1901: 1932000WHT), (1902: 1933000WHT)
- 4) Reflector: 0890004
- 5) Reflector Retaining Clips, (Set of 4): 0911
- 6) Bulb Socket, See Pages 48 & 49 for Details
- 7) Socket and Support Stand, See Page 48 for Details
- 8) Pinion Gear: 0905



BULBS ARE NOT INCLUDED IN LIGHTS (SEE PAGE 48).



19 INCH SOLAR-RAY® SEARCHLIGHT BULB & SOCKET INFORMATION

100th Year Anniversary Edition - 1907 to 2007



1901 & 1902 SERIES

ALL ALUMINUM - WHITE PERKO•KOTE FINISH

ORDERING INFO

Description	Catalog No.
Deck Control Searchlight Head Assembly*	1901004WHT
Wheel or Lever/Gear Control Searchlight Head Assembly (Requires Control Assembly Below)	1902004WHT
Searchlight Head Assembly For Distant Electric Control Base	1902DE4WHT
Wheel Control Assembly (For Above)	1922000WHT
Lever/Gear Control Assembly (For Above)	1921000WHT
Distant Electric Control Assembly (For Above)	1925000WHT

*Cannot Be Fitted With Alternate Controls.

Custom Control Lengths and Pedestal Heights Are Available. Price Upon Application. Specify Measurements.

BULBS ARE NOT INCLUDED IN LIGHTS (SEE PAGE BELOW).

BULB ORDERING INFORMATION FOR 19 INCH SEARCHLIGHTS

For best results, the bulb and reflector must be perfectly compatible; therefore be sure to specify the catalog number of the bulb desired. Peak candlepower is exceedingly sensitive to many factors, (i.e., a light source out of focus by 1/32 inch, under-voltage of only 4%, or differences between bulb manufacturers) which can cause a reduction of range of up to 20%. See below. For a more concentrated beam, longer range, brighter light and a longer life, we recommend the Quartz/Halogen bulbs.

Voltage	Approx. Range Miles*	Bulb Catalog Number	Bulb Type	Socket Type	Socket Code Letter	Wattage	Rated Life Hours**	Maximum Candlepower Output	Horizontal Beam Spread Degrees	Vertical Beam Spread Degrees	Mfg. Bulb Code
32	1-2/3	0806	Incandescent	Medium Screw	B	500	50	3,520,000	3.5	3.7	DLT
120	1-3/8	0837	Incandescent	Medium Prefocus	E	750	200	2,076,000	3.6	4.2	DDY
120	1-5/8	0845	Quartz/Halogen	Medium Prefocus	E	750	200	2,871,000	3.6	5.4	BTP
120	1-5/8	0807	Incandescent	Medium Prefocus	E	500	25	3,191,000	3.5	4.0	CZX
120	1-2/3	0859	Quartz/Halogen	Mogul Prefocus	M	2000	250	3,633,000	9.4	5.9	BVW
120	1-2/3	0847	Quartz/Halogen	Mogul Prefocus	M	1000	200	3,659,000	4.5	5.4	BVV
120	1-3/4	0844	Quartz/Halogen	Medium Prefocus	E	500	500	3,861,000	3.0	5.4	BTL
120	1-3/4	0809	Incandescent	Medium Prefocus	E	750	25	4,569,000	3.6	4.5	DDB
120	1-7/8	0846	Quartz/Halogen	Medium Prefocus	E	1000	200	4,601,000	4.5	5.4	BTR
120	2	0848	Quartz/Halogen	Mogul Prefocus	L	1500	300	5,596,000	5.9	5.7	DTA
120	2	0810	Incandescent	Medium Prefocus	E	1000	25	5,622,000	3.6	4.2	DRS
120	2	0839	Quartz/Halogen	2-Pin Prefocus	K	900	75	5,769,000	5.9	5.4	BVA
230	1-3/8	0860	Quartz/Halogen	Medium Prefocus	E	1000	950	2,162,000	7.9	6.5	FKD

*The approximate ranges listed above are based on photometric measurements of beam candlepower output under ideal conditions. Many factors such as atmospheric conditions, size and color of target, background, etc., may reduce effective range considerably; therefore, these figures are offered only as a guide to compare different bulb and voltage options.

PLEASE ORDER CAREFULLY, BULBS ARE NOT RETURNABLE.

**NOTE: These are the "Rated Average Laboratory Life in Hours" of the Bulb Manufacturer obtained in closely controlled laboratory life testing of groups of lamps at their design voltage. It is not necessarily the same as the service life where conditions such as shock, vibration, voltage fluctuation and environment may result in a shorter average attained life.

ELECTRIC SOCKET AND SUPPORT STAND ASSEMBLIES FOR 19 INCH SEARCHLIGHTS

Solar-Ray® Searchlights include a socket and support stand based on the bulb or socket information given when ordering. The following chart makes it possible to order and stock different assemblies for field conversion, to meet a large variety of voltage and candlepower requirements with a minimum of inventory.

ORDERING INFO

Socket Type	Socket Code	Socket & Stand Catalog Number	Height Stand Inches
Medium Screw	B	0872004	5-3/4
Medium Prefocus	E	0873004	5-7/16
Mogul Prefocus (1500 Watt)	L	1930004	3-5/8
Mogul Prefocus (1000 & 2000 Watt)	M	1931004	3-1/8
2-Pin Prefocus (900 Watt)	K	0880004	7-5/16

SEARCHLIGHTS



SPARE PARTS FOR 1900 SERIES SOLAR-RAY® SEARCHLIGHTS

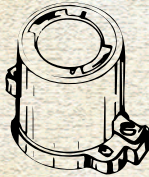
100th Year Anniversary Edition - 1907 to 2007



ORDERING INFO					
Fig. No.	Front Glass	Front Door with Glass	Rear Cover	Reflector*	Pinion Gear
1901	0889004CLR	1936000WHT	1932000WHT	0890004	----
1902	0889004CLR	1936000WHT	1933000WHT	0890004	0905

*Replacement Retaining Clips (Cat. No. 0911) for the Reflector Should Also Be Ordered When Ordering a Replacement Reflector to Assure a Proper Fit.

REPLACEMENT SOCKET ORDERING INFO FOR 0800 SERIES AND 1900 SERIES SOLAR-RAY® SEARCHLIGHTS



Mogul Prefocus Socket
(Codes "L & M")
Catalog No. 0893



Medium Screw Socket
(Code "B")
Catalog No. 0894



Medium Prefocus Socket
(Code "E")
Catalog No. 0895



Mogul Screw Socket
(Code "D")
Catalog No. 0897

OLD SOCKET	NEW SOCKET
<p>2-Pin Prefocus Socket (Codes "F, G, H & I"*) Catalog No. 0899</p>	<p>2-Pin Prefocus Socket (Code "F, G, H & I"*) Catalog No. 0899</p>

OLD SOCKET	NEW SOCKET
<p>2-Pin Prefocus Socket (Code "K"**) Catalog No. 0866</p>	<p>2-Pin Prefocus Socket (Code "K"**) Catalog No. 0866</p>

*For Use In 10", 12" and 14" Searchlights Except When Catalog No. 0839, 900 Watt Bulb is Used.

**For Use In 12", 14" and 19" Searchlights Only When the Catalog No. 0839, 900 Watt Bulb is Used.

NAVIGATION LIGHTS FOR VESSELS UNDER 20M (65.6) FT. IN LENGTH

15 INCH HOUSING - FIG. 9304 (500 WATT), 110 OR 220 VAC POWER SUPPLY
19 INCH HOUSING - FIG. 9854 (1600 WATT), 220 OR 440 VAC POWER SUPPLY

XR Series Xenon Searchlights are designed and manufactured to meet the demanding needs of commercial marine applications. The short arc Xenon filled lamps produce an extremely bright and very white light which can be focused in the pilothouse into a narrow long range beam. The heavy duty head of the 1,600 watt light is a marine grade aluminum casting with integral cooling fins to assure cool operation at high output levels. The cast marine aluminum yoke & base are equally rugged. High quality Timkin bearings provide for smooth 380° rotation.

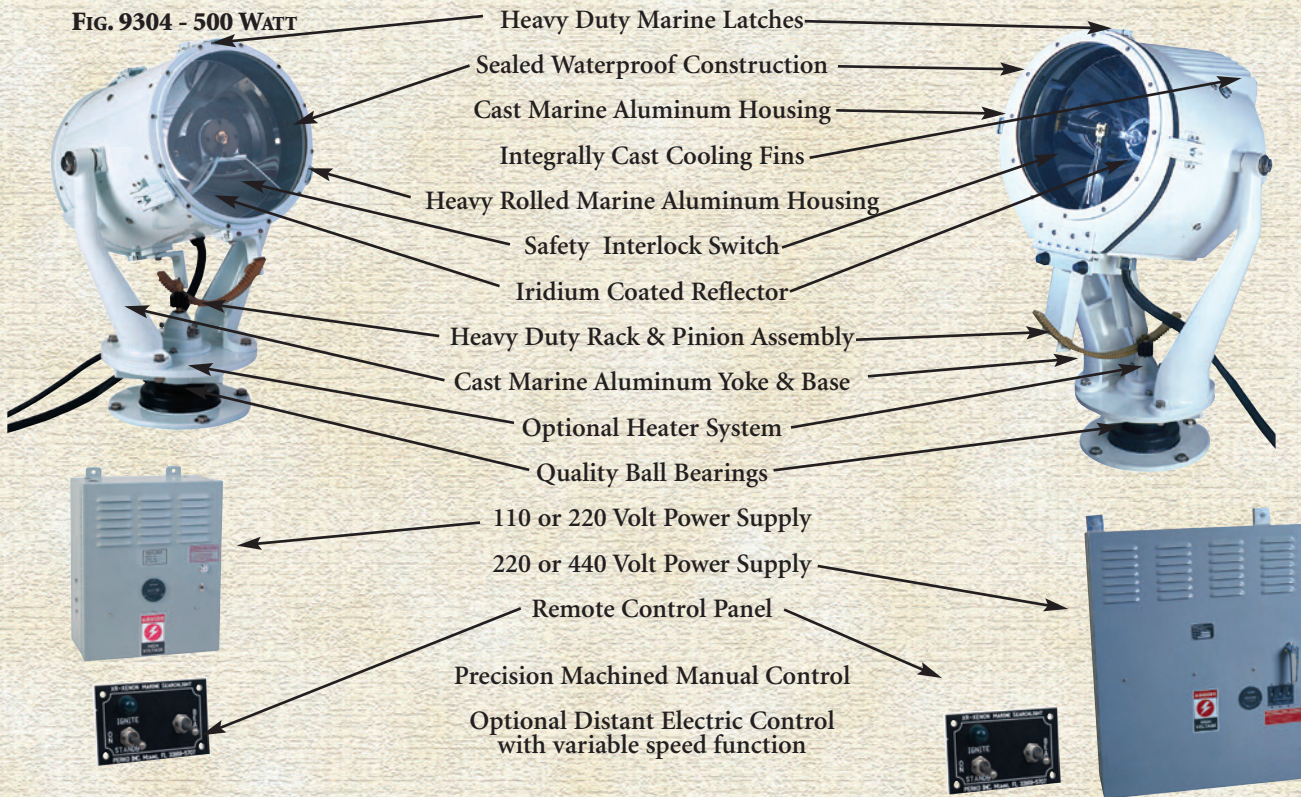
The XR Series model 9854 is available manually controlled with a traditional lever gear control system or remotely controlled with a distant electric control system. In addition, an optional heating capability is available to assure trouble free operation in areas of the world prone to icing conditions. The XR Series model 9854 searchlight can be operated continuously at 1,600 watts for maximum brightness providing in excess of 100,000,000 candlepower and up to 5.5 mile (IES Handbook) range.

The XR Series model 9304 searchlight can be operated continuously at 500 watts for a maximum brightness of 35,000,000 candlepower and over 3 mile (IES Handbook) range. An iridium coated precision reflector provides for maximum light output and sharp focus. The remote control panel controls lamp ignition (start-up) and focus from the pilot house. Superior cooling is provided by a heavy duty cooling fan which blows air across the lamp inside the sealed housing.

Both XR Series Searchlights include a single Xenon lamp. Perko offers a choice of several replacement lamps (800, 1,000 & 1,600 watt) which will operate for the 9854 series searchlight when the proper amperage settings have been chosen. For the 9304 series, a 500 watt Xenon lamp is the only available option.

FIG. 9854 - 1600 WATT

FIG. 9304 - 500 WATT



FIGS. 9304 & 9854 CONTROL TYPES

LEVER GEAR

Aim handle for horizontal position. Twist handle for vertical position.



REMOTE ELECTRIC

Joystick type controller with variable speed function for both horizontal & vertical positioning






XR SERIES XENON SEARCHLIGHTS BULBS

100th Year Anniversary Edition - 1907 to 2007



XR SERIES XENON LAMP ORDERING INFORMATION



WARNING!!

Xenon lamps are filled with Xenon Gas under high pressure. They may explode in either hot or cold state, especially if dropped or mishandled. **ALWAYS** wear protective safety equipment (a protective face mask with neck guard, chest protector, heavy clothing and leather gloves) when handling a lamp.

AMPERAGE RATINGS

Xenon Lamp Size	Catalog Number	Current Range	Recommended Operation	Candle Power	Range Miles
300 Watt*	9563000	12A - 16A	15A @ 20V	20,000,000	3.1
500 Watt*	9565000	20A - 30A	30A @ 15V	35,000,000	3.8
800 Watt	9568000	30A - 45A	37A @19V	65,000,000	4.5
1000 Watt	9560000	30A - 55A	50A @ 20V	80,000,000	5.1
1600 Watt	9566000	50A - 70A	65A @ 24V	100,000,000	5.5

* 300W and 500W lamps shown as replacements on VARO 300W and 500W Searchlights only - Not used on 9854 Series Searchlights.

LAMP WARRANTIES REQUIRE COMPLETION OF WARRANTY REGISTRATION FORMS SHORTLY AFTER PURCHASE AND INSTALLATION

PERKO
Purchase Notification

Purchase Price _____

Date Completed _____

Date of Purchase _____

Authorized Dealer _____

Motor Vessel Name _____

PERKO Inc.
Miami, FL. 33169

PERKO
Warranty Registration

Purchase Price _____

Hour Meter Reading _____

Date of Installation _____

Authorized Dealer _____

Motor Vessel Name _____

PERKO Inc.
Miami, FL. 33169


NOTE: PERKO offers a limited warranty on both the shelf and operating life of the XR Series Xenon lamps. Please see the XR Series "Limited Eighteen (18) Month Warranty" for all explicit terms and conditions of this warranty.

XR Series Xenon lamps are supplied with an adapter sized to fit XR Series Searchlights. Adapters for other searchlights can be manufactured upon request. Contact customer service for details.

SEARCHLIGHTS

FIG. 9304 (500 WATT) WITH 120 OR 220 VAC POWER SUPPLY

TECH INFO	
Nominal Drum Diameter Inches	Nominal Searchlight Assembly Weight Pounds
13-3/4	71
Gross Shipping Weight Including Crate	Pounds
Searchlight	130
Power Supply	10
Control Rod & Tube	19
Base Diameter, 12 Inches.	



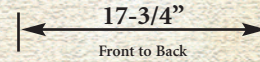
REMOTE DISTANT ELECTRIC CONTROL BASE



9551001 REMOTE CONTROL PANEL



LEVER/GEAR CONTROL



HEAD, YOKE AND BASE ASSEMBLY



9510010 CONTROL PANEL



FIG. 9511 500 WATT POWER SUPPLY

COMPLETE 9304 XR SERIES SEARCHLIGHTS

ORDERING INFO With Distant Electric Control Base			
Lamp Type & Lamp Size	Voltage	Catalog No. Without Heaters	Catalog No. With Heaters
500 Watt Xenon	120 VAC	9304E01WH5	9304EH1WH5
500 Watt Xenon	220 VAC	9304E02WH5*	9304EH2WH5*

ORDERING INFO With Lever/Gear Controls			
Lamp Type & Lamp Size	Voltage	Catalog No. Without Heaters	Catalog No. With Heaters
500 Watt Xenon	120 VAC	9304L01WH5	9304LH1WH5
500 Watt Xenon	220 VAC	9304L02WH5*	9304LH2WH5*

NOTE: Lamps are included with complete Searchlights.
* 500 Watt 220 Power Supply Ships 60hz unless 50hz is requested.

SEARCHLIGHTS




XR SERIES 19" XENON SEARCHLIGHT

100th Year Anniversary Edition - 1907 to 2007



FIG. 9854 (1600 WATT) WITH 220 & 440 (3Ø) VAC POWER SUPPLY




TECH INFO	
Nominal Drum Diameter Inches	Nominal Searchlight Assembly Weight Pounds
19	145
Gross Shipping Weight Including Crate	Pounds
Searchlight	266
Power Supply	246
Control Rod & Tube	16
Base Diameter, 12 Inches.	



LEVER/GEAR CONTROL



REMOTE DISTANT ELECTRIC CONTROL BASE



HEAD, YOKE AND BASE ASSEMBLY



9551001 REMOTE CONTROL PANEL



COMPLETE 9854 XR SERIES SEARCHLIGHTS



FIG. 9512 POWER SUPPLY




FIG. 9521000 OPTICAL ASSY.



9510010 CONTROL PANEL

SEARCHLIGHTS

ORDERING INFO With Distant Electric Control Base

Lamp Type & Lamp Size	Voltage	Catalog No. Without Heaters	Catalog No. With Heaters
800 Watt Xenon	220 VAC	9854E02WH8	9854EH2WH8
1000 Watt Xenon	220 VAC	9854E02WH0	9854EH2WH0
1600 Watt Xenon	220 VAC	9854E02WH6	9854EH2WH6
800 Watt Xenon	440 VAC	9854E04WH8	9854EH4WH8
1000 Watt Xenon	440 VAC	9854E04WH0	9854EH4WH0
1600 Watt Xenon	440 VAC	9854E04WH6	9854EH4WH6

ORDERING INFO With Manual Lever Control

Lamp Type & Lamp Size	Voltage	Catalog No. Without Heaters	Catalog No. With Heaters
800 Watt Xenon	220 VAC	9854L02WH8	9854LH2WH8
1000 Watt Xenon	220 VAC	9854L02WH0	9854LH2WH0
1600 Watt Xenon	220 VAC	9854L02WH6	9854LH2WH6
800 Watt Xenon	440 VAC	9854L04WH8	9854LH4WH8
1000 Watt Xenon	440 VAC	9854L04WH0	9854LH4WH0
1600 Watt Xenon	440 VAC	9854L04WH6	9854LH4WH6

Lamps are included with complete searchlights.

MAJOR COMPONENT ORDERING INFORMATION



FIG. 9521000
OPTICAL ASSY ONLY



FIG. 9501000
19" HEAD ASSY



FIG. 9504000
15" HEAD ASSY



FIG. 9506000
19" YOKE ASSY

A unique design feature of the 1600 Watt XR Series Searchlight is the ease with which the optical assembly can be changed. By removing a few bolts and easily accessible wires, the entire assembly comes out the front of the searchlight as one complete unit. Even older lights can be upgraded to current technology with just a simple swap out of optical assemblies and power supplies.

SEARCHLIGHT HEAD AND OPTICAL COMPONENTS

Catalog Number	Description
9504000	Complete 15" Searchlight Head with Optical Assembly.
9508000	15" Searchlight Yoke & Base Assembly Only.
9501000	Complete 19" Searchlight Head with Optical Assembly.
9506000	19" Searchlight Yoke & Base Assembly Only.
9521000	Removable 1,600 Watt Optical Assembly.



FIG. 9508000
15" YOKE ASSY



FIGS. 9512000 & 9514000
1600 WATT POWER SUPPLIES



FIG. 9511
500 WATT POWER SUPPLY

XR Series power supplies are made using high quality, durable components. Power supply units can be easily exchanged for factory rebuilt units offering a low cost means of repairing or upgrading older units in the field. All power supplies include a remote panel for controlling lamp ignition and focus.

POWER SUPPLY COMPONENTS

Catalog Number	Description
9511000110	500 Watt-110 Volt Power Supply
9511000220	500 Watt-220 Volt Power Supply
9510000220	1,000 Watt-220 Volt (3Ø) Power Supply
9510000440	1,000 Watt-440 Volt (3Ø) Power Supply
9512000	1,600 Watt-220 Volt (3Ø) Power Supply
9514000	1,600 Watt-440 Volt (3Ø) Power Supply

SEARCHLIGHTS



FIG. 9530000
LEVER CONTROL HANDLE



FIG. 9551000
DISTANT ELECTRIC CONTROL BASE



CONTROL COMPONENTS

Catalog Number	Description
9530000	Standard Length Lever Gear Mechanical Controls for Fig. 9854.
9551000	Remote Distant Electric Controls for Fig. 9854.
9551001	Additional Slave Controller for Distant Electric Control.

XR Series lights can be controlled using conventional mechanical lever gear controls or upgraded to remote distant electric control systems.

The standard length for lever gear systems is 72 inches. Custom lengths are available. In either case searchlight movement is 380° horizontal and 70° vertical.



FIG. 9582001



FIG. 9582002



FIG. 9582003

SEARCHLIGHT TOOLS

Catalog Number	Description
9582001	9/64" Hex (Lamp Changing) Tool.
9582002	500 Watt and 1KW Lamp Extractor Tool.
9582003	1/4" x 10" Reflector Adjusting Wrench.
9582005	Spare Emulator Kit for Fig. 9854 (See Manual Fig. 9581001 for item list).

A number of custom produced tools make working with and on XR searchlights easier. One of the best (and safest) ways to evaluate the performance of older units in the field is with the Xenon lamp emulator kit which simulates Xenon lamps while running and during start-up. Other tools help adjust, focus and install lamps.

ADDITIONAL COMPONENT ORDERING INFORMATION

TRANSFORMERS



FIG. 9510001
ACCESSORY TRANSFORMER
FOR 1600W POWER SUPPLY



FIG. 9510013
MAIN POWER TRANSFORMER
FOR 1600W POWER SUPPLY



FIG. 9521009
EXCITATION TRANSFORMER




FIG. 9521017
INJECTION TRANSFORMER

METERS, GAUGES & CONTROL PANELS



1600W: FIG. 9510009
500W: FIG. 9511003
REMOTE AMMETER



FIG. 9510003
HOUR METER



FIG. 9510010
POWER SUPPLY
CONTROL PANEL ASSEMBLY



FIG. 9551007
DISTANT ELECTRIC
BASE CONTROL PANEL



FIG. 9551001
SLAVE CONTROLLER

FANS, SPARK GAP ASSEMBLY & SWITCHES




FIG. 9510011
POWER SUPPLY FAN
AND 500W OPTICAL
ASSEMBLY FAN



FIG. 9521008
OPTICAL ASSEMBLY FAN
FOR 1600W




FIG. 9521003
SPARK GAP ASSEMBLY



FIG. 9510005
IGNITE TOGGLE
SWITCH



FIG. 9510006
BEAM FOCUS SWITCH

MANUALS

Catalog Number Description

9581001	Installation Manual - For Fig. 9854 Complete Searchlights.
9581002	Installation Manual - For Fig. 9551 Remote Distant Electric Control Unit.
9581003	Installation Manual - For Figs. 9501 & 9521 Head and Optical Assemblies.
9581004	Installation Manual - For Fig. 9304 Complete Searchlights.



FIG. 9581

CERTIFICATIONS:

- UL Listed Std. 1107
- CE



IGNITION PROTECTED

PROTECTED BY THE FOLLOWING U.S. PATENTS; DESIGN 260,637 - 4,280,028 - 4,424,424

FIG. 8603 - HEAVY DUTY BATTERY SELECTOR SWITCH WITH ALTERNATOR FIELD DISCONNECT

FOR USE WITH 6, 12, 24 AND 32 VOLT MARINE ELECTRICAL SYSTEMS
CAPACITY - RATED 380 AMPS CONTINUOUS,
850 AMPS INTERMITTENT (5 MINUTES ON, 5 MINUTES OFF)



FIG. 8603

ORDERING & TECH INFO

Dealer Pkg. 2 Pcs. 1 Pc. per Pkg.	Diameter Inches	Depth Inches	Ship Wt. Carton Lbs. Dealer Pk.	Alternator Field Disconnect
8603DP	5-1/4 sq.	3-3/8	5.0	Yes

BATTERY SWITCHES

CERTIFICATIONS:

- UL Listed Std. 1107
- CE



IGNITION PROTECTED

PROTECTED BY THE FOLLOWING U.S. PATENTS; DESIGN 260,637 - 4,280,028 - 4,424,424

FIG. 9703 - HEAVY DUTY BATTERY DISCONNECT SWITCH WITH ALTERNATOR FIELD DISCONNECT

FOR USE WITH 6, 12, 24 AND 32 VOLT MARINE ELECTRICAL SYSTEMS
CAPACITY - RATED 450 AMPS CONTINUOUS,
1200 AMPS INTERMITTENT (15 SECONDS ON, 5 MINUTES OFF)



FIG. 9703

ORDERING & TECH INFO

Dealer Pkg. 2 Pcs. 1 Pc. per Pkg.	Diameter Inches	Depth Inches	Ship Wt. Carton Lbs. Dealer Pk.	Alternator Field Disconnect
9703DP	5-1/4 sq.	3-3/8	5.0	Yes



COMPACT BATTERY SELECTOR & MAIN DISCONNECT SWITCHES

100th Year Anniversary Edition - 1907 to 2007



IGNITION PROTECTED

PROTECTED BY THE FOLLOWING U.S. PATENTS; DESIGN 260,637 - 4,280,028 - 4,424,424
FOR USE WITH 12, 24 AND 32 VOLT MARINE ELECTRICAL SYSTEMS
HIGHER RATING THAN POPULAR 8500 SERIES SWITCHES

SAME BOLT PATTERNS AS POPULAR 8500 SERIES
SMOOTH, POSITIVE POSITION SELECTOR

CERTIFICATIONS:

- UL Listed Std. 1107
- CE



FIG. 8511 - COMPACT, MEDIUM DUTY BATTERY SELECTOR SWITCH

FIG. 8512 - COMPACT, MEDIUM DUTY BATTERY SELECTOR SWITCH WITH KEY LOCK



FIG. 8511



FIG. 8512

ORDERING & TECH INFO

	Dealer Pkg. 5 Pcs.	OEM Bulk Pkg. 25 Pcs.	Diameter Inches	Depth Inches	Ship Wt. Carton Lbs. DP/OEM Bulk	Alternator Field Disconnect
Features	1 Pc. per Pkg.	25 Pcs.	Inches	Inches	DP/OEM Bulk	Disconnect
w/o Key Lock	8511DP	8511	4-3/4	1-7/8	4.9/21.9	No
With Key Lock	8512DP	8512	4-3/4	1-7/8	5.2/23.1	No

IGNITION PROTECTED

PROTECTED BY THE FOLLOWING U.S. PATENTS; DESIGN 260,637 - 4,280,028 - 4,424,424
FOR USE WITH 12, 24 AND 32 VOLT MARINE ELECTRICAL SYSTEMS
HIGHER RATING THAN POPULAR 8500 SERIES SWITCHES

SAME BOLT PATTERNS AS POPULAR 8500 SERIES
SMOOTH, POSITIVE POSITION SELECTOR

CERTIFICATIONS:

- UL Listed Std. 1107
- CE



FIG. 9611 - COMPACT, MEDIUM DUTY MAIN BATTERY DISCONNECT SWITCH

FIG. 9612 - COMPACT, MEDIUM DUTY MAIN BATTERY DISCONNECT SWITCH WITH KEY LOCK



FIG. 9611



FIG. 9612

ORDERING & TECH INFO

	Dealer Pkg. 5 Pcs.	OEM Bulk Pkg. 25 Pcs.	Diameter Inches	Depth Inches	Ship Wt. Carton Lbs. DP/OEM Bulk	Alternator Field Disconnect
Features:	1 Pc. per Pkg.	25 Pcs.	Inches	Inches	DP/OEM Bulk	Disconnect
w/o Key Lock	9611DP	9611	4-3/4	1-7/8	4.6/20.0	No
With Key Lock	9612DP	9612	4-3/4	1-7/8	4.8/21.5	No

BATTERY SWITCHES



FIG. 0174 - UNDERWATER LIGHT

CONSTRUCTION:

- POLISHED BRONZE WITH PLAIN BRONZE MOUNTING RING
- TWO BULB OPTIONS:
 - 25° BEAM BULB (3000 CB CANDLE POWER)
 - 40° BEAM BULB (1700 CB CANDLE POWER)
- 10 FEET OF 16/2 ELECTRICAL CABLE
- SAFETY SEAL DESIGN PREVENTS WATER INTRUSION IN THE EVENT OF GLASS BREAKAGE
- TERMINAL FOR BONDING WIRE

NEW

FIG. 0174



UNDERWATER HARDWARE



2 Halogen Bulbs
 50 Watt - 25° Beam
 50 Watt - 40° Beam

ORDERING INFO

Description	Bulb Beam	Dealer Pkg. 1 Pc. per Box	Ship Wt.
			Carton Lbs. Dealer Pkg.
Polished Brass	25° & 40°	0174DP1PLB*	4.2
Description	Bulb Beam	OEM Bulk Pkg. 1 Pc. per Box	Ship Wt.
			Carton Lbs. Dealer Pkg.
Polished Brass	25°	0174001PLB	4.2
Polished Brass	40°	0174002PLB	4.2

TECH INFO

- 12 Volt, 50W, 4.1 Amps
- 2 Bulb Options:
 - 25° Beam
 - 40° Beam
- 800 Lumens
- Lab Rated Bulb Life: 5000 Hrs**
- Length Overall: 6"
- Flange Dia: 3-3/4"
- Body Dia: 2"

* Dealer Package includes both bulbs
 ** In Accordance with ANSI Standards

SPARE PARTS ORDERING INFORMATION

Spare Mounting Ring: 0075009DPP.
 12 Volt, 50 Watt, 25° Beam Bulb: 0077DP112V
 12 Volt, 50 Watt, 40° Beam Bulb: 0077DP212V
 Replacement Lens Kit (includes O-Rings): 0174DP1LNS
 (24 Volt Bulb Options Available)

IGNITION PROTECTED Power Relay for use up to 4 lights: (12volt) 0061DP1RLY or (24 volt) 0061DP2RLY



FLUSHING STRAINER

100th Year Anniversary Edition - 1907 to 2007



FIG. 0593 - FLUSHING STRAINER

PERKO FLUSHING STRAINERS ARE DESIGNED FOR EASY INSTALLATION AND CLEANING. FEATURES INCLUDE MOUNTING LUGS CAST INTO BOTH SIDES TO ASSURE UNIVERSAL MOUNTING, FOUR OUTSIDE TIE RODS AND A 316 STAINLESS STEEL STRAINER BASKET TO MINIMIZE ELECTROLYSIS. SCREEN HOLE SIZE DIAMETER .079 INCHES, 47% OPEN AREA. HINGED LUGS FOR THE CAST BRONZE COVER PERMIT EASY REMOVAL AND CLEANING OF THE STRAINER BASKET. A DRAIN PLUG IN THE BOTTOM CASTING IS PROVIDED FOR EASILY REMOVING SEDIMENT AND DRAINING FOR WINTERIZING.



FRESH WATER FLUSHES YOUR INBOARD OR GENERATOR SIMPLY AND EASILY

CERTIFICATION:

• UL Std. 1193

CONSTRUCTION:

- CAST BRONZE
- AVAILABLE IN 1/2", 3/4", 1", OR 1-1/4" PIPE SIZES
- USES STANDARD PERKO STRAINER REPLACEMENT PARTS (GASKETS, CYLINDERS, NUTS AND TIE RODS)
- HANDLE INDICATES FLOW DIRECTION
- TOP CASTING REMOVES EASILY FOR BASKET CLEANING
- REVERSIBLE BULKHEAD MOUNTING OPTION
- SMOOTH ACTING, LOW TORQUE BALL VALVE
- CAN ACT AS AN EMERGENCY BILGE PUMP
- INTERNAL CAM SEALS FRESH WATER INTAKE DURING NORMAL (THROUGH STRAINER) OPERATION


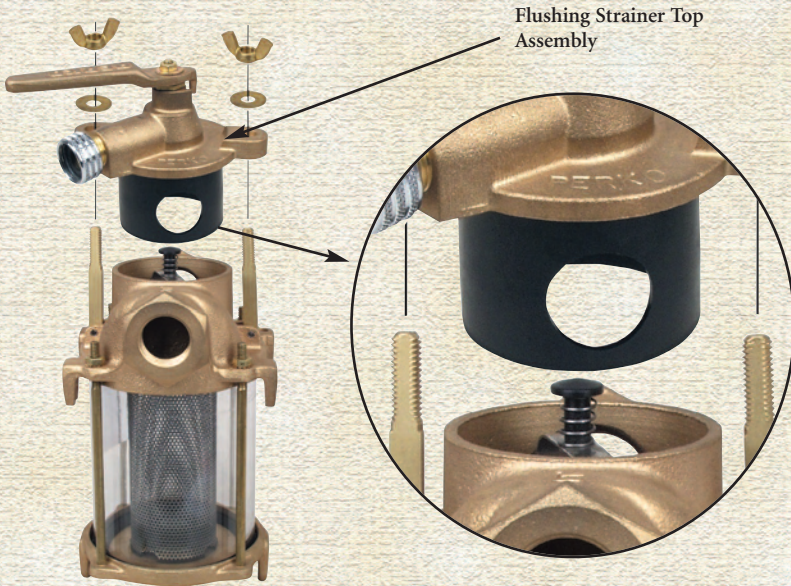


FIG. 0593



Flushing Strainer Top Assembly

UNDERWATER HARDWARE

FIG. 0593 - ORDERING & TECH INFO

Pipe Size Inches	Height Overall Inches	Width Overall Inches	Standard Pkg. - 1 Pc.	Dimensions Cylinder Inches	Dimensions Basket Inches	Open Area To Pipe Size Ratio	Weight Pounds	Spare Gasket Kit* Dealer Pkg. - 5 Kts. 1 Kit per Bag
1/2	5-3/4	4-1/2	0593004PLB	3-1/2 x 4	1-13/16 x 4-3/8	30:1	5.9	0493DP599R
3/4	8-3/8	4-1/2	0593005PLB	3-1/2 x 6	1-13/16 x 6-1/4	25:1	5.9	0493DP599R
1	9-1/2	5-1/2	0593006PLB	4-1/2 x 5-1/2	2-5/8 x 5-7/8	20:1	9.1	0493DP799R
1-1/4	10	5-1/2	0593007PLB	4-1/2 x 6	2-5/8 x 6-1/4	13:1	9.1	0493DP799R

FLUSHING STRAINER SPARE PARTS ORDERING INFORMATION

Description	Spare Part			Sample			
	Code	Part Number	Package	Description	Code	Part Number	Package
Handle (Fig. 0805)	99D	080500599D**	Boxed	Sleeve Assy.	99B	059300499B	Boxed
Valve Shaft	99A	059300499A	Boxed	Cover Assy.	99C	059300499C	Boxed

See Pages 60-61 For Additional Spare Parts Ordering Information and Differential Pressure Graphs.

*Spare Gasket Kit Consists of: 1 Cover Gasket and 2 Cylinder Gaskets.


** For Complete Handle Part Numbers See Fig. 0805 on page 62.

FIGS. 0493 & 0500 - INTAKE WATER STRAINERS

PERKO WATER STRAINERS ARE DESIGNED FOR EASY INSTALLATION AND CLEANING. FEATURES INCLUDE MOUNTING LUGS CAST INTO BOTH SIDES TO ASSURE UNIVERSAL MOUNTING, FOUR OUTSIDE TIE RODS AND A 316 STAINLESS STEEL STRAINER BASKET TO MINIMIZE ELECTROLYSIS. SCREEN HOLE SIZE DIAMETER .079 INCHES, 47% OPEN AREA. HINGED LUGS FOR THE CAST BRONZE COVER PERMIT EASY REMOVAL AND CLEANING OF THE STRAINER BASKET. A DRAIN PLUG IN THE BOTTOM CASTING IS PROVIDED FOR EASILY REMOVING SEDIMENT AND DRAINING FOR WINTERIZING.

CERTIFICATION:

• UL Std. 1193



As seen in 1947 Catalog

FOR APPLICATIONS REQUIRING HIGHER CAPACITY, USE FIG. 0500.

CONSTRUCTION:

• CAST BRONZE

FIG. 0493




FIG. 0500



FIG. 0493 - ORDERING & TECH INFO

Pipe Size Inches	Height Overall Inches	Width Overall Inches	Standard Pkg. - 1 Pc.	Dimensions Cylinder Inches	Dimensions Basket Inches	Open Area To Pipe Size Ratio	Ship Wt. Carton Lbs. Standard Pkg.	Spare Gasket Kit* Dealer Pkg. - 5 Kts. 1 Kit. per Bag
1/2	5-3/4	4-1/2	0493004PLB	3-1/2 x 4	1-13/16 x 4-3/8	30:1	4.9	0493DP599M (or) 99R
3/4	8-3/8	4-1/2	0493005PLB	3-1/2 x 6	1-13/16 x 6-1/4	25:1	5.0	0493DP599M (or) 99R
1	9-1/2	5-1/2	0493006PLB	4-1/2 x 5-1/2	2-5/8 x 5-7/8	20:1	8.1	0493DP799M (or) 99R
1-1/4	10	5-1/2	0493007PLB	4-1/2 x 6	2-5/8 x 6-1/4	13:1	7.9	0493DP799M (or) 99R
1-1/2	11-1/2	7-1/4	0493008PLB	6 x 8	3-5/16 x 8-7/16	17:1	14.1	0493DP999M (or) 99R
2	16	7-1/2	0493009PLB	6 x 12	3-5/16 x 12-1/4	13:1	18.0	0493DP999M (or) 99R
2-1/2	16	7-1/2	0493010PLB	6 x 12	3-5/16 x 12-1/2	10:1	18.0	0493DP999M (or) 99R

FIG. 0500 - ORDERING & TECH INFO

Pipe Size Inches	Height Overall Inches	Width Overall Inches	Standard Pkg. - 1 Pc.	Dimensions Cylinder Inches	Dimensions Basket Inches	Open Area To Pipe Size Ratio	Ship Wt. Carton Lbs. Standard Pkg.	Spare Gasket Kit* Standard Pkg. - 1 Kit
2	14-1/2	9	0500009PLB	8 x 10	3-7/8 x 10-1/4	20:1	36.0	0500DP999M (or) 99R
2-1/2	16-1/2	9	0500010PLB	8 x 12	3-7/8 x 12-1/4	18:1	35.3	0500DP999M (or) 99R
3	18-1/2	9	0500011PLB	8 x 14	3-7/8 x 14-1/4	14:1	33.8	0500DP999M (or) 99R

*Spare Gasket Kit Consists of: 1 Cover Gasket and 2 Cylinder Gaskets

INTAKE WATER STRAINER & FLUSHING STRAINER SPARE PARTS ORDERING INFORMATION

For Spare Part No. Insert a Spare Part Code Listed Below in Place of the "PLB" in the Strainer's Catalog Number (i.e., 049300699A, Top Casting for 1" (#6) Strainer).

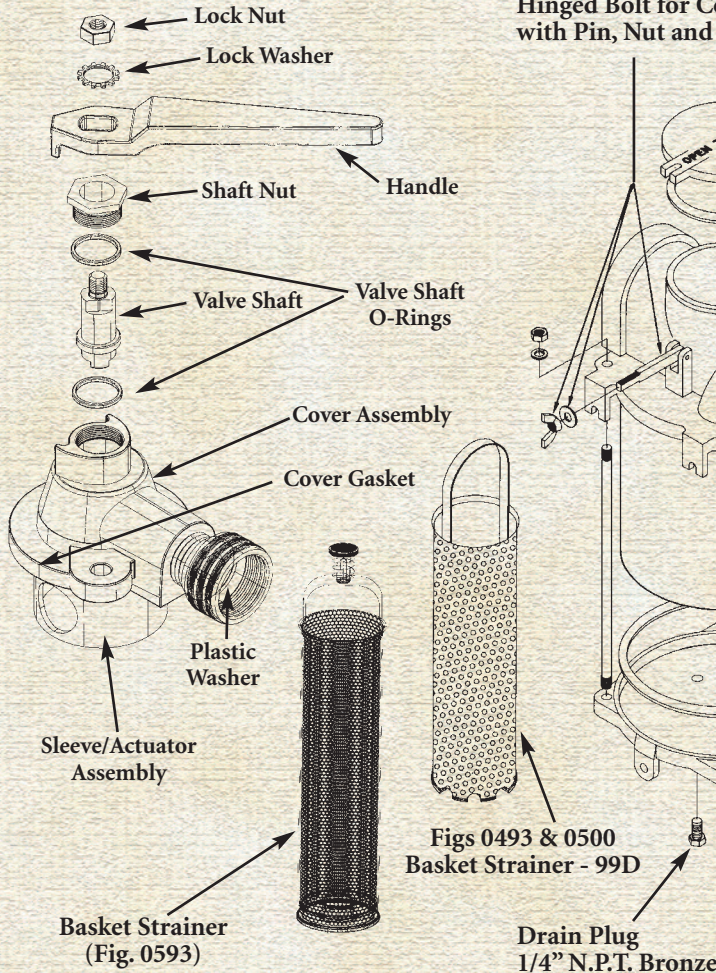
Description	Spare Part Code	Sample Part Number	Package	Description	Spare Part Code	Sample Part Number	Package
Top Casting	.99A	049300499A	Boxed	Cork Gasket Kit Consists of:			
Bottom Casting	.99B	049300499B	Boxed	1- Cover Gasket and			
Transparent Cylinder	.99C	049300499C	Boxed	2- Cork Cylinder Gaskets	.99M*	0493DP599M	Bag
Basket Strainer	.99D	049300499D	Boxed	Rubber Gasket Kit Consists of:			
Cover with Gasket	.99E	049300499E	Boxed	1- Cover Gasket and			
Hinged Bolt for Cover				2- Rubber Cylinder Gaskets	.99R*	0493DP599R	Bag
With Pin, Nut and Washer	.99L	0493DP599L	Bag	Tie Rods, Nuts and Washers			
Cork Cover Gasket Kit (Set of 2)	.99N	0493DP599N	Bag	Consists of (4 Each for 0493 Series)			
				(1 Each for 0500 Series)	.99P	0493DP499P	Bag

* Note: Older model strainers utilizing cork cylinder gaskets must order 99M Cork Gasket Kit and newer model strainers must order 99R Rubber Gasket Kit.

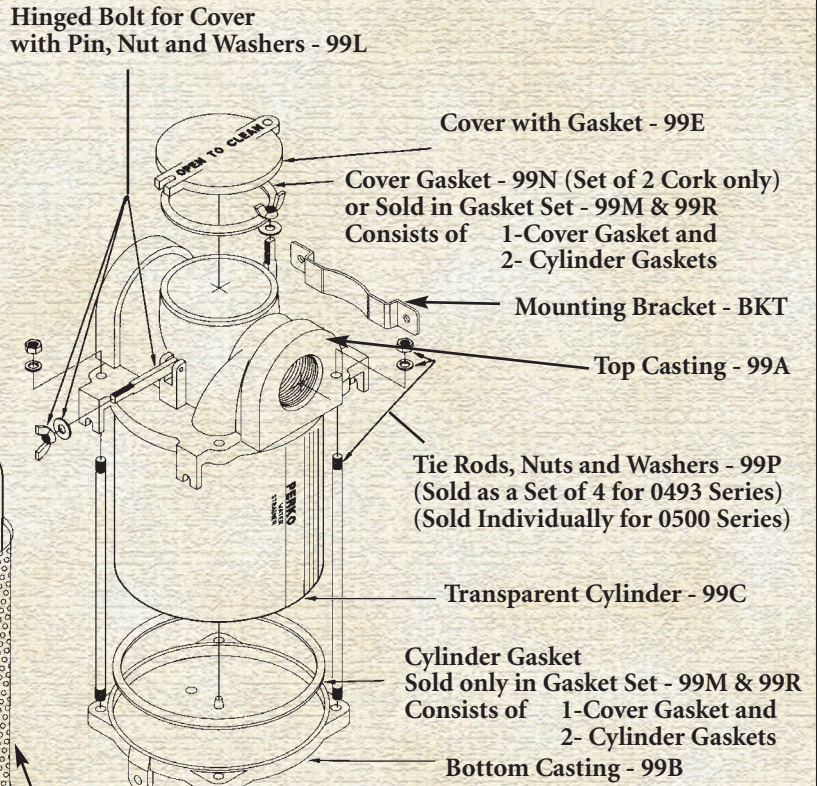
UNDERWATER HARDWARE

FIGS. 0493 & 0500 - INTAKE WATER STRAINERS AND FIG. 0593 FLUSHING STRAINER SPARE PARTS ORDERING INFORMATION

Fig. 0593 Flushing Strainer



Figs. 0493 & 0500 Intake Strainer



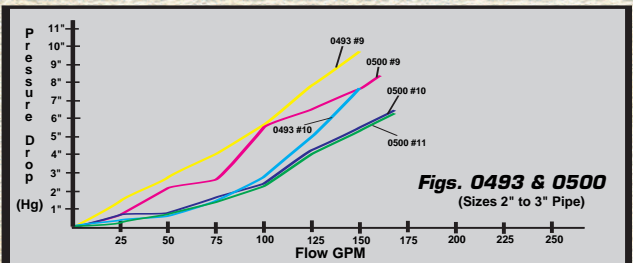
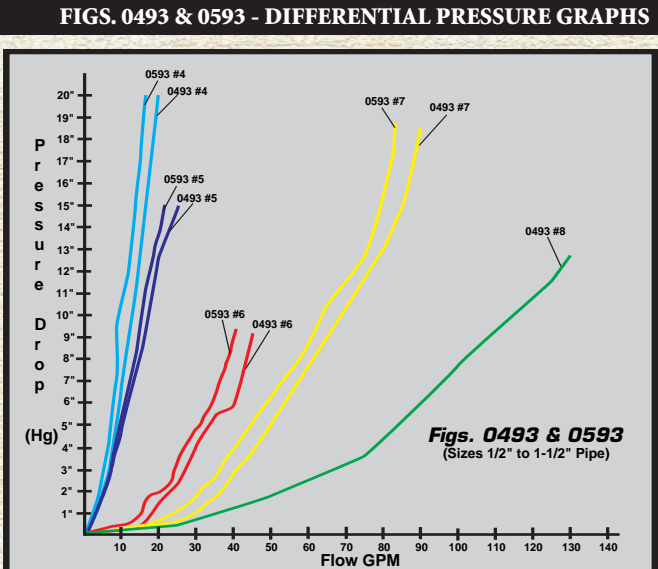
Figs 0493 & 0500 Basket Strainer - 99D

OPTIONAL MOUNTING BRACKET DESIGNED FOR EASE OF INSTALLATION OF FIG. 0493 SERIES WATER STRAINERS



PART NUMBER	FITS STRAINER SIZE
0493045BKT	4 & 5
0493067BKT	6 & 7
0493089BKT	8 & 9

FIGS. 0493 & 0500 - DIFFERENTIAL PRESSURE GRAPHS



CERTIFICATION:

• UL Std. 1121

FIGS. 0834 & 0835 - SEACOCKS - BALL VALVE DESIGN

CONSTRUCTION:

• CAST BRONZE

FIG. 0834 - WITH 90° CURVED HOSE ADAPTER
FIG. 0835 - WITH STRAIGHT HOSE ADAPTER

Includes Thru-Hull, Hose Adapter, Drain Plug, Four Pre-Drilled Mounting Holes and Bonding Screw.

PERKO Seacocks Incorporate a Plastic Ball and Seat Assuring a Tight Seal and Ease of Operation, and Drain Plugs for Winterizing. Handles are Easily Removed.



FIG. 0834




FIG. 0835



ORDERING & TECH INFO

Hose Size Inches	Pipe Size Inches	Flange Dia. Inches	Fig. 0834 Overall Height*	Fig. 0834 Standard Pkg. - 1 Pc.	Ship Wt. Carton Lbs. Standard Pkg.	Fig. 0835 Overall Height*	Fig. 0835 Standard Pkg. - 1 Pc.	Bolt Size	Ship Wt. Carton Lbs. Standard Pkg.
3/4	3/4	3-1/4	5-7/8	0834005PLB	3.1	5	0835005PLB	5/16	2.4
1	1	4-3/8	6-3/8	0834006PLB	4.9	5-3/8	0835006PLB	3/8	4.3
1-1/4	1-1/4	4-7/8	7-5/8	0834007PLB	7.0	6-1/4	0835007PLB	3/8	6.1
1-1/2	1-1/2	5-1/2	8-3/8	0834008PLB	9.0	6-5/8	0835008PLB	3/8	8.2
2	2	5-3/4	10-3/8	0834009PLB	15.4	7-7/8	0835009PLB	3/8	14.3
2-1/2	2-1/2	7-1/4	12-1/2	0834010PLB	25.0	10-3/8	0835010PLB	1/2	25.0
3	3	8	14-3/8	0834011PLB	32.0	12	0835011PLB	1/2	32.0

* Overall Height is measured from the top of the hose adapter to the bottom of the flange.

CERTIFICATION:

• UL Std. 1121



FIG. 0805 - SEACOCK BODY - BALL VALVE DESIGN

CONSTRUCTION:

• CAST BRONZE

These Valve Bodies are Offered to Meet the Needs of Applications that Require Extra Long, Scoop or Flush Type Thru-Hulls.



FIG. 0805

ORDERING & TECH INFO

Flange Diameter Inches	Overall Height Inches*	Pipe Size Inches	Fig. 0805 Standard Pkg. - 1 Pc.	Ship Wt. Carton Lbs. Standard Pkg.
3-1/4	3-3/8	3/4	0805005PLB	2.3
4-3/8	3-3/4	1	0805006PLB	3.9
4-7/8	4-1/4	1-1/4	0805007PLB	5.3
5-1/2	4-1/2	1-1/2	0805008PLB	6.4
5-3/4	5-3/4	2	0805009PLB	11.0
7-1/4	7-1/2	2-1/2	0805010PLB	19.6
8	7-3/4	3	0805011PLB	21.9

* Overall Height is measured from the top of the valve body to the bottom of the flange.

SPARE PARTS ORDERING INFORMATION

The Repair Kits Listed Below Consist of: 1 Ball, 2 Ball Seats and 2 O-Rings for the Valve Stem.

Pipe Size Inches	Repair Kit Part No.	Pipe Size Inches	Repair Kit Part No.	Handle Part No.	Part No.
3/4	080500599B	2-1/2	080501099B	Size 7	080500799D
1	080500699B	3	080501199B	Size 8	080500899D
1-1/4	080500799B	Handle		Size 9	080500999D
1-1/2	080500899B	Size 5	080500599D	Size 10	080501099D
2	080500999B	Size 6	080500699D	Size 11	080501199D

UNDERWATER HARDWARE



IN LINE VALVE & PIPE TO HOSE ADAPTERS

100th Year Anniversary Edition - 1907 to 2007



FIG. 0825 - INLINE VALVE

CONSTRUCTION:

- CAST BRONZE
- DRAIN PLUG AND BONDING SCREW INCLUDED
- BALL VALVE FOR SMOOTH OPERATION




FIG. 0825

ORDERING & TECH INFO

Pipe Size Inches	Standard Package - 1 Pc.	Ship Wt. Carton Lbs. Std Pkg.
1/2	0825004PLB	0.9
3/4	0825005PLB	1.0
1	0825006PLB	1.8
1-1/4	0825007PLB	2.8
1-1/2	0825008PLB	4.1

FIG. 0063 - PIPE TO HOSE ADAPTER

CONSTRUCTION:

- CAST BRONZE
- CAST HEX FOR EASIER INSTALLATION
- CURVED 90 DEGREES

CERTIFICATION:

- UL Std. 1121



FIG. 0063

ORDERING & TECH INFO

Pipe Size Inches	Hose Size Inches	Length Overall Inches	Dealer Pkg. 5 Pcs.	Standard Package 1 Pc.	OEM Bulk Pkg.	OEM Bulk Pkg. Pcs.	Ship Wt. Carton Lbs. DP/Std./OEM Bulk
3/4	3/4	4-1/2	0063DP5PLB	-----	0063005PLB	25	2.1/--/9.1
1	1	4-3/4	0063DP6PLB	-----	0063006PLB	25	3.7/--/16.9
1-1/4	1-1/4	5-1/2	0063DP7PLB	-----	0063007PLB	25	5.5/--/25.3
1-1/2	1-1/2	6	0063DP8PLB	-----	0063008PLB	10	7.5/--/14.6
2	2	7	-----	0063009PLB	0063009PLB	10	--/2.9/27.1
2-1/2	2-1/2	8-1/2	-----	0063010PLB	-----	---	--/3.9/--
3	3	10	-----	0063011PLB	-----	---	--/4.3/--

NOTE: The Above Item Meets the Requirements of U.S.C.G. Safety Standards, January 31, 1977 for Gasoline Fuel Systems, 33 CFR 183.

FIG. 0076 - PIPE TO HOSE ADAPTER

CONSTRUCTION:

- CAST BRONZE
- CAST HEX FOR EASIER INSTALLATION
- PRECISION MACHINED HOSE BARB

CERTIFICATION:

- UL Std. 1121



FIG. 0076

ORDERING & TECH INFO

Pipe Size Inches	Hose Size Inches	Length Overall Inches	Dealer Pkg. 5 Pcs.	Standard Pkg. - 1 Pc.	OEM Bulk Pkg. 25 Pcs.	Ship Wt. Carton Lbs. DP/Std./OEM Bulk
1/2	5/8	1-5/8	0076DP4PLB	-----	0076004PLB	0.9/--/3.5
3/4	3/4	1-3/4	0076DP5PLB	-----	0076005PLB	1.1/--/4.7
1	1	1-3/4	0076DP6PLB	-----	0076006PLB	1.9/--/7.9
1-1/4	1-1/4	2	0076DP7PLB	-----	0076007PLB	2.6/--/11.7
1-1/2	1-1/2	2-1/4	0076DP8PLB	-----	0076008PLB	3.9/--/18.6
2	2	2-5/8	-----	0076009PLB	0076009PLB	--/1.1/26.7
2-1/2	2-1/2	4	-----	0076010PLB	-----	--/2.0/--
3	3	5-1/8	-----	0076011PLB	-----	--/3.2/--

NOTE: The Above Item Meets the Requirements of U.S.C.G. Safety Standards, January 31, 1977 for Gasoline Fuel Systems, 33 CFR 183.

UNDERWATER HARDWARE

CERTIFICATION:

• UL Std. 1121




Fig. 0331

FLANGE SURFACE IS DESIGNED TO BE COUNTERSUNK



FIG. 0331 - FLUSH MOUNT THRU-HULL CONNECTION FOR USE WITH PIPE

CONSTRUCTION:

• CAST BRONZE

THE EXTERIOR SURFACE OF THE FLANGE IS MACHINED FLAT AND DESIGNED TO BE COUNTERSUNK INTO THE HULL, RESULTING IN A SMOOTH EXTERNAL FIT WITH NO RAISED PORTION TO INCREASE DRAG.

ORDERING & TECH INFO

Pipe Size Inches	Mounting Hole Dia. Inches	Max. Hull Thickness Inches	O.D. Flange Inches	Dealer Pkg. 5 Pcs.	OEM Bulk Package	OEM Bulk Pkg. Qty.	Ship Wt. Carton Lbs. DP/OEM Bulk
1/2	13/16	2-3/16	1-11/16	0331DP4PLB	0331004PLB	10	2.3/4.6
3/4	1	2-3/8	2	0331DP5PLB	0331005PLB	10	2.8/5.2
1	1-5/16	2-9/16	2-1/4	0331DP6PLB	0331006PLB	10	3.8/7.0
1-1/4	1-5/8	2-15/16	2-7/8	0331DP7PLB	0331007PLB	10	6.7/12.8
1-1/2	1-7/8	3-1/16	2-31/32	0331DP8PLB	0331008PLB	10	7.3/13.8
2	2-3/8	3-3/8	3-7/8	-----	0331009PLB	1	--/2.3

Spare Flanged Nut Fig. 0075.

CERTIFICATION:

• UL Std. 1121



ILLUSTRATION OF BEDDING GROOVE




Fig. 0348

FIG. 0348 - EXTRA LONG THRU-HULL CONNECTION FOR USE WITH PIPE

CONSTRUCTION:

• CAST BRONZE

FLANGE IS MACHINED TO FIT HULL AND GROOVED TO RETAIN BEDDING COMPOUND
NECK IS THREADED TO APPROXIMATELY 3/8 INCH FROM FLANGE

ORDERING & TECH INFO

Pipe Size Inches	Mounting Hole Dia. Inches	Max. Hull Thickness Inches	O.D. Flange Inches	Dealer Pkg. 5 Pcs.	OEM Bulk Package	OEM Bulk Pkg. Qty.	Ship Wt. Carton Lbs. DP/OEM Bulk
3/4	1	5	1-7/8	0348DP5PLB	0348005PLB	25	4.3/20.0
1	1-5/16	4-7/8	2-1/4	0348DP6PLB	0348006PLB	10	5.4/10.4
1-1/4	1-5/8	4-5/8	2-3/4	0348DP7PLB	0348007PLB	10	8.5/17.5
1-1/2	1-7/8	4-5/8	3	0348DP8PLB	0348008PLB	10	10.4/20.1
2	2-3/8	4-1/2	3-5/8	-----	0348009PLB	1	--/2.8
2-1/2	2-7/8	4-1/4	4-5/16	-----	0348010PLB	1	--/3.6

Spare Flanged Nut Fig. 0075.

CERTIFICATION:

• UL Std. 1121



ILLUSTRATION OF BEDDING GROOVE




Fig. 0322

FIG. 0322 - THRU-HULL CONNECTION FOR USE WITH PIPE

CONSTRUCTION:

• CAST BRONZE

FLANGE IS MACHINED TO FIT HULL AND GROOVED TO RETAIN BEDDING COMPOUND

NECK IS THREADED TO APPROXIMATELY 3/8 INCH FROM FLANGE

ORDERING & TECH INFO

Pipe Size Inches	Mounting Hole Dia. Inches	Max. Hull Thickness Inches	O.D. Flange Inches	Dealer Pkg. 5 Pcs.	Standard Package - 1 Pc.	OEM Bulk Pkg. 25 Pcs.	Ship Wt. Carton Lbs. DP/Std/OEM
3/8	11/16	1-3/4	1-7/16	0322DP3PLB	-----	0322003PLB	1.7/--/6.9
1/2	13/16	1-3/8	1-1/2	0322DP4PLB	-----	0322004PLB	1.8/--/7.9
3/4	1	1-1/2	1-7/8	0322DP5PLB	-----	0322005PLB	2.4/--/11.6
1	1-5/16	1-7/8	2-3/16	0322DP6PLB	-----	0322006PLB	4.1/--/18.0
1-1/4	1-5/8	2	2-3/4	0322DP7PLB	-----	0322007PLB	6.0/--/29.4
1-1/2	1-7/8	2-1/4	3	0322DP8PLB	-----	0322008PLB*	7.6/--/15.0
2	2-3/8	2-3/8	3-5/8	-----	0322009PLB	0322009PLB*	--/2.1/19.4
2-1/2	2-7/8	2-5/8	4-1/2	-----	0322010PLB	-----	--/2.8/--
3	3-1/2	2-3/4	5	-----	0322011PLB	-----	--/4.6/--

* O.E.M. Bulk Pkg. - 10 pcs. Spare Flanged Nut Fig. 0075.


UNDERWATER HARDWARE

Fig. 0322 Image From 1944 Catalog



INTAKE, SCOOP & PUMP STRAINERS

100th Year Anniversary Edition - 1907 to 2007



As seen in
1938 Catalog

FIG. 0065 - INTAKE STRAINER

CONSTRUCTION:

- CAST BRONZE
- MACHINED SLOTS




CERTIFICATION:

- UL Std. 1121

ORDERING & TECH INFO

Max. Pipe Size Inches	Max. Hull Thickness Inches	Dimensions Strainer Inches	Dealer Pkg. 5 Pcs.	OEM Bulk Pkg. 10 Pcs.	Ship Wt. Carton Lbs. DP/OEM Bulk
1/2	2-1/4	3 x 4	0065DP4PLB	0065004PLB	3.8/7.3
3/4	2-3/16	3 x 4	0065DP5PLB	0065005PLB	5.2/10.6
1	2-1/2	3 x 4	0065DP6PLB	0065006PLB	6.4/12.4
1-1/4	3	3-1/4 x 4-1/4	0065DP7PLB	0065007PLB	9.3/17.4

FIG. 0065



Screw Size #8.

As seen in
1932 Catalog



FIG. 0066 - SCOOP STRAINER

CONSTRUCTION:

- CAST BRONZE
- MACHINED SLOTS



CERTIFICATION:

- UL Std. 1121

ORDERING & TECH INFO

For Thru-Hull Sizes Inches	Dimensions Strainer Inches	Dealer Pkg. 5 Pcs.	Standard Package - 5 Pcs.	Ship Wt. Carton Lbs. DP/Std. Pkg.
3/8 & 1/2	3-1/2 x 2-1/2	0066DP1PLB	0066001PLB	2.0/1.8
3/4 & 1	5 x 3-1/4	0066DP2PLB	0066002PLB	4.4/4.3
1-1/4 & 1-1/2	6-1/4 x 4-1/4	0066DP3PLB	0066003PLB	6.4/5.8
2	8 x 5-1/8	0066DP4PLB	0066004PLB	10.2/10.1



FIG. 0066

Screw Size #8

FIG. 0709 - PUMP STRAINER

CONSTRUCTION:

- CAST BRONZE

ORDERING & TECH INFO

Hose Size Inches	Length Overall Inches	Width Overall Inches	Dealer Pkg. 5 Pcs.	Ship Wt. Carton Lbs. Dealer Pkg.
5/8	3-5/8	1-3/4	0709DP0PLB	2.9




FIG. 0709

FIGS. 0721 & 0722 - PUMP STRAINERS

CONSTRUCTION:

- CAST BRONZE



As seen in
1944 Catalog


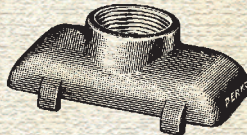


FIG. 0721



FIG. 0722

ORDERING & TECH INFO

Pipe Size Inches	Length Overall Inches	Width Overall Inches	Standard Package - 1 Pc.	Ship Wt. Carton Lbs. Standard Pkg.
1-1/4	4-3/4	2-3/4	0721000PLB	1.7
1-1/4	4-1/2	2-3/4	0722000PLB	1.5

UNDERWATER HARDWARE

THE 8 AND 12 INCH BELLS LISTED ON THIS PAGE HAVE BEEN REVIEWED BY THE U.S. COAST GUARD AND COMPLY WITH C.G. 169 REGULATIONS FOR SOUND SIGNAL APPLIANCES AS REQUIRED BY ANNEX III PARAGRAPH 2 OF THE '72 COLREGS. THE 8 INCH SIZE IS FOR USE ON VESSELS UNDER 20 METERS (65.6 FT.) IN LENGTH. THE 12 INCH SIZE IS FOR USE ON VESSELS OF ANY LENGTH.




FIG. 0150 CHROME

FIG. 0150 - FOG BELL

CONSTRUCTION:

- CAST BRONZE
- CHROME PLATED, PLAIN OR POLISHED
- HEAVY WEIGHT
- REMOVABLE

As seen in 1932 Catalog



ORDERING & TECH INFO

Bottom Diameter Inches	Height Overall Inches	Plain Bronze Std. Pkg.1 Pc.	Polished Bronze Std. Pkg.1 Pc.	Chrome Plated Bronze Std. Pkg.1 Pc.	Ship Wt. Carton Lbs. PLB/POL/CHR
8	8	0150008PLB	0150008POL	0150008CHR	9.9/9.3/9.7
12	12	0150012PLB	0150012POL	0150012CHR	33.2/31.9/33.3

Screw Size 1/4" F.H.



FIG. 0158 POLISHED

FIG. 0158 - FOG BELL

CONSTRUCTION:

- CAST BRONZE
- CHROME PLATED, PLAIN OR POLISHED
- HEAVY WEIGHT
- FIXED MOUNTING

ORDERING & TECH INFO

Bottom Diameter Inches	Height Overall Inches	Plain Bronze Std. Pkg.1 Pc.	Polished Bronze Std. Pkg.1 Pc.	Chrome Plated Bronze Std. Pkg.1 Pc.	Ship Wt. Carton Lbs. PLB/POL/CHR
12	12	0158012PLB	0158012POL	0158012CHR	34.1/31.0/33.7

Screw Size 1/4" R.H.



FIG. 0179

FIG. 0179 - FOG BELL

CONSTRUCTION:

- WROUGHT BRASS
- PLAIN BRASS FINISH
- LIGHT WEIGHT
- FIXED MOUNTING

ORDERING & TECH INFO

Bottom Diameter Inches	Height Overall Inches	Standard Pkg. - 1 Pc.	Ship Wt. Carton Lbs. Std. Pkg.
12	8	0179012PLB	7.3

Screw Size #12 R.H.

SPARE PARTS ORDERING INFORMATION

For complete Spare Part No. Insert Finish Code: P or PLB, for Plain Bronze or Brass Finish (i.e. 0420P0699A or 0127000PLB). B or POL, for Polished Bronze or Brass Finish (i.e. 0420B0699A or 0127000POL). C or CHR, for Chrome Plated Finish (i.e. 0420C0699A or 0127000CHR).

ARMS		WALL PLATES		CLAPPERS		EYE BOLTS		ACORN NUTS	
Figure No.	Spare Part No.	Figure No.	Spare Part No.	Figure No.	Spare Part No.	Figure No.	Spare Part No.	Figure No.	Spare Part No.
0150-8"	0171	0150-8"	0127	0150-8"	0144	0150-8"	0123	0150-8"	0465008
0150-12"	015099A12"	0150-12"	015099B12"	0150-12"	0172	0150-12"	0172	0150-12"	0465009
*0158-12"	015899A12"	*0158-12"	015899A12"	*0158-12"	0172	*0158-12"	0172	0158-12"	0465009
0179	017900099A	0179	017900099A	0179	0144	0179	0179-99B	0179	0465008

*Includes Wall Bracket

*Includes Arm

*Includes Eye Bolt

*Includes Clapper

FIG. 0526 - REGULAR DECK PLATE

CONSTRUCTION:

- CAST BRONZE
- PLAIN OR CHROME PLATED
- DECK KEY INCLUDED

ORDERING & TECH INFO

I.D. Opening Inches	O.D. Overall Inches	Plain Bronze	Chrome Plated Bronze	Screw Size	Ship Wt. Carton Lbs. Std. Pkg. PLB/CHR
		Standard Pkg. - 1 Pc.	Standard Pkg. - 1 Pc.		
3	5-3/8	0526003PLB	0526003CHR	10	2.0/2.1
4	7-1/16	0526004PLB	0526004CHR	10	3.6/3.5
5	8-3/8	0526005PLB	0526005CHR	10	4.9/5.0
6	9-3/8	0526006PLB	0526006CHR	1/4	7.5/7.4




FIG. 0526

SPARE PARTS ORDERING INFORMATION

I.D. Opening Inches	Plain Bronze Cap	Chrome Plated Bronze Cap	Spare Key Only
3	0526P0399A	0526C0399A	1248010ZNC
4	0526P0499A	0526C0499A	0539004PLB
5	0526P0599A	0526C0599A	0539005PLB
6	0526P0699A	0526C0699A	0539006PLB

FIG. 0530 - OPEN BASE CLEAT

CONSTRUCTION:

- PLAIN ALUMINUM

ORDERING & TECH INFO

Length Overall Inches	Dimensions Base Inches	Max. Rope Size Inches	Standard	Screw Size	Ship Wt. Carton Lbs. Std. Pkg.
			Package - 1 Pc.		
8	4 x 2-1/4	3/4	0530008ALU	1/2	1.2
10	4-1/2 x 3	7/8	0530010ALU	1/2	2.0
12	6-1/2 x 2-7/8	1	0530012ALU	5/8	4.0
15	7 x 3-1/4	1-1/2	0530015ALU	3/4	5.0



FIG. 0530

FIG. 0545 - CLEAT

CONSTRUCTION:

- PLAIN ALUMINUM



FIG. 0545



As seen in
1932 Catalog



ORDERING & TECH INFO

Length Overall Inches	Dimensions Base Inches	Max. Rope Size Inches	Dealer Pkg. 5 Cards 2 Pcs. per Card	OEM Bulk Package	OEM Bulk Pkg. Pcs./Pkg.	Screw Size	Ship Wt. Carton Lbs. DP/OEM Bulk
3	1-1/2 x 5/8	1/4	0545DP3ALU	-----	----	8	1.0/--
4	1-5/8 x 3/4	5/16	0545DP4ALU	-----	----	10	1.0/--
5	2 x 7/8	3/8	0545DP5ALU	-----	----	1/4	2.0/--
6	2-1/4 x 7/8	7/16	0545DP6ALU**	0545006ALU	50	1/4	3.0/10.0
8*	2-5/8 x 1-7/8	5/8	0545DP8ALU**	0545008ALU	25	1/4	4.8/9.0
10*	3-5/8 x 1-1/2	3/4	-----	0545010ALU	5	5/16	--/3.0
12*	4 x 1-1/2	7/8	-----	0545012ALU	5	5/16	--/4.0

* These Sizes are Open Base, Balance of Sizes are Closed Base. ** Dealer Package, 10 pcs., 1 Pc. per card.

FIGS. 0706, 0710, 0711, 0712 AND 0715 - LATCH SETS
FIGS. 0730 & 0731 - LOCK SETS

WITH OR WITHOUT PRIVACY LOCKS & LATCHES
FOR INTERIOR CABINS AND HEAD ENCLOSURES

Locks by Turn Button from Inside

CONSTRUCTION:

- CHROME PLATED BRASS AND ZINC ALLOY
- TWO ESCUTCHEON PLATES (FIGS. 0706/0710/0730 CHROME)
- NEW CONTEMPORARY STYLING
- OVERALL HEIGHT - 5-1/4 INCHES
- SAFETY UNLOCK FROM OUTSIDE
- INTERIOR LOCK MECHANISM



FIG. 0710
MORTISE LATCH



FIG. 0706
MORTISE LATCH



FIG. 0730
MORTISE LOCK

FIG. 0710 - FULL SIZE MORTISE LATCH SET WITH PRIVACY LOCK
FIG. 0706 - FULL SIZE MORTISE LATCH SET WITHOUT PRIVACY LOCK

For Door Thickness 3/4 to 1-1/2 Inches
 Left Inward/Right Outward are Interchangeable
 Right Inward/Left Outward are Interchangeable

FIG. 0711 - FULL SIZE FLUSH LATCH SET WITH PRIVACY LOCK
FIG. 0715 - FULL SIZE FLUSH LATCH SET WITHOUT PRIVACY LOCK

For Door Thickness 1/2 to 3/4 Inches

FIG. 0712 - COMPACT MORTISE LATCH SET
 For Door Thickness 3/4 to 1-1/2 Inches
 Left Inward/Right Outward are Interchangeable
 Right Inward/Left Outward are Interchangeable

FIG. 0730 - FULL SIZE MORTISE LOCK SET
 For Door Thickness 3/4 to 1-1/2 Inches
 Left Inward/Right Outward are Interchangeable
 Right Inward/Left Outward are Interchangeable

FIG. 0731 - FULL SIZE FLUSH LOCK SET
 For Door Thickness 1/2 to 3/4 Inches



FIG. 0712
MORTISE LATCH



FIG. 0715
FLUSH LATCH



FIG. 0711
FLUSH LATCH



FIG. 0731
FLUSH LOCK

CABINET HARDWARE



LOCK & LATCH SETS

100th Year Anniversary Edition - 1907 to 2007



ORDERING & TECH INFO

Type	For Door Thickness Inches	With Privacy Lock Standard Pkg. 1 Set	w/o Privacy Lock Standard Pkg. 1 Set	Type Of Lock/Latch	Ship Wt. Carton Lbs. Standard Pkg.
Mortise Latch	3/4 to 1	0710001LIC	0706001LIC	Left In or Right Out	1.5
Mortise Latch	3/4 to 1	0710001RIC	0706001RIC	Right In or Left Out	1.5
Mortise Latch	1 to 1-1/4	0710002LIC	0706002LIC	Left In or Right Out	1.5
Mortise Latch	1 to 1-1/4	0710002RIC	0706002RIC	Right In or Left Out	1.5
Mortise Latch	1-1/4 to 1-1/2	0710003LIC	0706003LIC	Left In or Right Out	1.5
Mortise Latch	1-1/4 to 1-1/2	0710003RIC	0706003RIC	Right In or Left Out	1.5
Mortise Lock	3/4	0730001LIC	-----	Left In or Right Out	1.7
Mortise Lock	3/4	0730001RIC	-----	Right In or Left Out	1.7
Mortise Lock	7/8	0730002LIC	-----	Left In or Right Out	1.7
Mortise Lock	7/8	0730002RIC	-----	Right In or Left Out	1.7
Mortise Lock	1	0730003LIC	-----	Left In or Right Out	1.7
Mortise Lock	1	0730003RIC	-----	Right In or Left Out	1.7
Mortise Lock	1-1/8	0730004LIC	-----	Left In or Right Out	1.7
Mortise Lock	1-1/8	0730004RIC	-----	Right In or Left Out	1.7
Mortise Lock	1-1/4	0730005LIC	-----	Left In or Right Out	1.7
Mortise Lock	1-1/4	0730005RIC	-----	Right In or Left Out	1.7
Mortise Lock	1-3/8	0730006LIC	-----	Left In or Right Out	1.7
Mortise Lock	1-3/8	0730006RIC	-----	Right In or Left Out	1.7
Mortise Lock	1-1/2	0730007LIC	-----	Left In or Right Out	1.7
Mortise Lock	1-1/2	0730007RIC	-----	Right In or Left Out	1.7
Flush Latch	1/2	0711001LIC	0715001LIC	Left Inward	1.5
Flush Latch	1/2	0711001LOC	0715001LOC	Left Outward	1.5
Flush Latch	1/2	0711001RIC	0715001RIC	Right Inward	1.5
Flush Latch	1/2	0711001ROC	0715001ROC	Right Outward	1.5
Flush Latch	5/8	0711002LIC	0715002LIC	Left Inward	1.5
Flush Latch	5/8	0711002LOC	0715002LOC	Left Outward	1.5
Flush Latch	5/8	0711002RIC	0715002RIC	Right Inward	1.5
Flush Latch	5/8	0711002ROC	0715002ROC	Right Outward	1.5
Flush Latch	3/4	0711003LIC	0715003LIC	Left Inward	1.5
Flush Latch	3/4	0711003LOC	0715003LOC	Left Outward	1.5
Flush Latch	3/4	0711003RIC	0715003RIC	Right Inward	1.5
Flush Latch	3/4	0711003ROC	0715003ROC	Right Outward	1.5
Flush Lock	1/2	0731001LIC	-----	Left Inward	1.6
Flush Lock	1/2	0731001LOC	-----	Left Outward	1.6
Flush Lock	1/2	0731001RIC	-----	Right Inward	1.6
Flush Lock	1/2	0731001ROC	-----	Right Outward	1.6
Flush Lock	5/8	0731002LIC	-----	Left Inward	1.6
Flush Lock	5/8	0731002LOC	-----	Left Outward	1.6
Flush Lock	5/8	0731002RIC	-----	Right Inward	1.6
Flush Lock	5/8	0731002ROC	-----	Right Outward	1.6
Flush Lock	3/4	0731003LIC	-----	Left Inward	1.6
Flush Lock	3/4	0731003LOC	-----	Left Outward	1.6
Flush Lock	3/4	0731003RIC	-----	Right Inward	1.6
Flush Lock	3/4	0731003ROC	-----	Right Outward	1.6
Mortise Latch	3/4 to 1	0712001LIC	-----	Left In or Right Out	1.1
Mortise Latch	3/4 to 1	0712001RIC	-----	Right In or Left Out	1.1
Mortise Latch	1 to 1-1/4	0712002LIC	-----	Left In or Right Out	1.5
Mortise Latch	1 to 1-1/4	0712002RIC	-----	Right In or Left Out	1.5
Mortise Latch	1-1/4 to 1-1/2	0712003LIC	-----	Left In or Right Out	1.5
Mortise Latch	1-1/4 to 1-1/2	0712003RIC	-----	Right In or Left Out	1.5


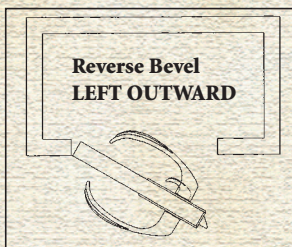
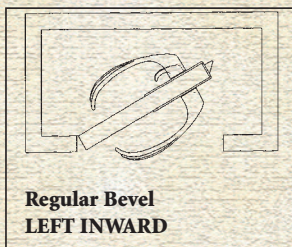
CABINET HARDWARE

DETERMINING THE HAND OF THE LATCH SET.

WHEN STANDING OUTSIDE

IF THE DOOR OPENS AWAY FROM YOU, THEN YOU NEED A LOCK OR LATCH WITH A REGULAR BEVEL.

IF THE DOOR OPENS TOWARD YOU, THEN YOU NEED A LOCK OR LATCH WITH A REVERSE BEVEL.



NOTE: The privacy latch handle should always be mounted on the door's interior side

**FIGS. 1091 & 1092 - SURFACE MOUNT LOCK & LATCH
FOR SMOOTH AND CARPETED SURFACES
(GASKET INCLUDED FOR SMOOTH SURFACE APPLICATIONS)**

NEW
Color

CONSTRUCTION:

- BLACK, WHITE OR GRAY PLASTIC BODY
- CHROME PLATED ZINC ALLOY, BLACK OR WHITE PLASTIC "T" HANDLE
- STAINLESS STEEL STEM

**FIG. 1091 - LOCK WITH 2 KEYS
FIG. 1092 - LATCH (NON-LOCKING)**

- No. 1 with Offset Cam Bar
- No. 3 with Straight Cam Bar
- No. 4 with Extra Long Offset Cam Bar
- No. 5 with Extra Long Straight Cam Bar
- No. 6 with Extra Long Offset Cam Bar

Easily Installs in a 2-1/2 Inch Diameter Hole
For Mounting Surfaces 1/8 to 3/4 Inches Thick

THE T - HANDLE DROPS DOWN FLUSH IN EITHER THE OPEN OR CLOSED (180° ROTATION) POSITION
(EXCEPT WITH THE OFFSET CAM BAR POSITIONED UPWARD)



No. 1
Offset
Cam Bar




No. 3
Straight
Cam Bar



No. 4
Extra Long
Offset
Cam Bar



No. 5 Extra
Long Straight
Cam Bar



No. 6 Extra
Long Offset
Cam Bar



LATCH VERSION



LOCK VERSION

THE RUBBER SEAL & BOOT UNDER THE T - HANDLE SEALS THE LOCK CYLINDER PREVENTING WATER INTRUSION



**FIG. 1091 #1
BLK/CHR**



**FIG. 1092 #1
WHT/CHR**



**FIG. 1091 #1
BLK/BLK**



Mounting Options:



Surface Mount



Upholstery Mount



Carpet Mount

CABINET HARDWARE



"T" - HANDLE SURFACE MOUNT LOCK & LATCH

100th Year Anniversary Edition - 1907 to 2007



ORDERING & TECH INFO

Body Color	Handle Color	Type	Adjustment Cam Bar Inches	Dia. Face Plate Inches	OEM Bulk Pkg. 25 Pcs.	Dealer Pkg.- 5 Cards 1 Pc. per Card	Ship Wt. Carton Lbs. OEM Bulk/DP
Black	Chrome	Lock	3/4 to 2-3/8	3"	1091001BLK	1091DP1BLK	15.3/3.9
Black	Chrome	Lock	1-1/4 to 1-7/8	3"	1091003BLK	1091DP3BLK	15.7/4.0
Black	Chrome	Lock	1/2 to 3	3"	1091004BLK	1091DP4BLK	17.0/4.2
Black	Chrome	Lock	1-1/4 to 2	3"	1091005BLK	1091DP5BLK	17.4/4.0
Black	Chrome	Lock	1-1/8 to 2	3"	1091006BLK	1091DP6BLK	17.4/4.1
Black	Chrome	Latch	3/4 to 2-3/8	3"	1092001BLK	1092DP1BLK	13.5/3.5
Black	Chrome	Latch	1-1/4 to 1-7/8	3"	1092003BLK	1092DP3BLK	13.8/3.7
Black	Chrome	Latch	1/2 to 3	3"	1092004BLK	1092DP4BLK	15.2/4.0
Black	Chrome	Latch	1-1/4 to 2	3"	1092005BLK	1092DP5BLK	14.1/3.7
Black	Chrome	Latch	1-1/8 to 2	3"	1092006BLK	1092DP6BLK	14.3/3.8
White	Chrome	Lock	3/4 to 2-3/8	3"	1091001WHT	1091DP1WHT	15.2/4.0
White	Chrome	Lock	1-1/4 to 1-7/8	3"	1091003WHT	1091DP3WHT	15.5/4.0
White	Chrome	Lock	1/2 to 3	3"	1091004WHT	1091DP4WHT	17.4/4.2
White	Chrome	Lock	1-1/4 to 2	3"	1091005WHT	1091DP5WHT	17.4/4.0
White	Chrome	Lock	1-1/8 to 2	3"	1091006WHT	1091DP6WHT	17.4/4.1
White	Chrome	Latch	3/4 to 2-3/8	3"	1092001WHT	1092DP1WHT	13.8/3.5
White	Chrome	Latch	1-1/4 to 1-7/8	3"	1092003WHT	1092DP3WHT	13.9/3.5
White	Chrome	Latch	1/2 to 3	3"	1092004WHT	1092DP4WHT	15.5/4.0
White	Chrome	Latch	1-1/4 to 2	3"	1092005WHT	1092DP5WHT	14.3/3.8
White	Chrome	Latch	1-1/8 to 2	3"	1092006WHT	1092DP6WHT	14.3/3.8
Black	Black	Lock	3/4 to 2-3/8	3"	1091B01BLK	-----	12.5/--
Black	Black	Lock	1-1/4 to 1-7/8	3"	1091B03BLK	-----	13.0/--
Black	Black	Lock	1/2 to 3	3"	1091B04BLK	-----	14.9/--
Black	Black	Lock	1-1/4 to 2	3"	1091B05BLK	-----	14.9/--
Black	Black	Lock	1-1/8 to 2	3"	1091B06BLK	-----	14.9/--
Black	Black	Latch	3/4 to 2-3/8	3"	1092B01BLK	-----	11.0/--
Black	Black	Latch	1-1/4 to 1-7/8	3"	1092B03BLK	-----	11.2/--
Black	Black	Latch	1/2 to 3	3"	1092B04BLK	-----	12.0/--
Black	Black	Latch	1-1/4 to 2	3"	1092B05BLK	-----	12.0/--
Black	Black	Latch	1-1/8 to 2	3"	1092B06BLK	-----	12.0/--
White	White	Lock	3/4 to 2-3/8	3"	1091W01WHT	-----	12.8/--
White	White	Lock	1-1/4 to 1-7/8	3"	1091W03WHT	-----	13.8/--
White	White	Lock	1/2 to 3	3"	1091W04WHT	-----	14.9/--
White	White	Lock	1-1/4 to 2	3"	1091W05WHT	-----	14.9/--
White	White	Lock	1-1/8 to 2	3"	1091W06WHT	-----	14.9/--
White	White	Latch	3/4 to 2-3/8	3"	1092W01WHT	-----	12.5/--
White	White	Latch	1-1/4 to 1-7/8	3"	1092W03WHT	-----	13.0/--
White	White	Latch	1/2 to 3	3"	1092W04WHT	-----	12.0/--
White	White	Latch	1-1/4 to 2	3"	1092W05WHT	-----	12.0/--
White	White	Latch	1-1/8 to 2	3"	1092W06WHT	-----	12.0/--
Gray*	Chrome	Lock	3/4 to 2-3/8	3"	1091001GRY	-----	12.8/--
Gray*	Chrome	Lock	1-1/4 to 1-7/8	3"	1091003GRY	-----	13.8/--
Gray*	Chrome	Lock	1/2 to 3	3"	1091004GRY	-----	14.9/--
Gray*	Chrome	Lock	1-1/4 to 2	3"	1091005GRY	-----	14.9/--
Gray*	Chrome	Lock	1-1/8 to 2	3"	1091006GRY	-----	14.9/--
Gray*	Chrome	Latch	3/4 to 2-3/8	3"	1092001GRY	-----	11.0/--
Gray*	Chrome	Latch	1-1/4 to 1-7/8	3"	1092003GRY	-----	13.0/--
Gray*	Chrome	Latch	1/2 to 3	3"	1092004GRY	-----	12.0/--
Gray*	Chrome	Latch	1-1/4 to 2	3"	1092005GRY	-----	12.0/--
Gray*	Chrome	Latch	1-1/8 to 2	3"	1092006GRY	-----	12.0/--

* New Color

SPARE PARTS ORDERING INFORMATION

Old Style Square Shaft Cam Bars

Offset Cam Bar: 109100199A
 Straight Cam Bar: 109100399A
 Extra Long Offset Cam Bar: 109100499A
 Extra Long Straight Cam Bar: 109100599A

Threaded Shaft Cam Bars

Offset Cam Bar: 109100188A
 Straight Cam Bar: 109100388A
 Extra Long Offset Cam Bar: 109100488A
 Extra Long Straight Cam Bar: 109100588A
 Extra Long Offset Cam Bar: 109100688A

ADDITIONAL LOCK & LATCH MOUNTING OPTIONS



Figs. 1094 & 1095

Flush Mounting versions available.
 Includes special nut for mounting to underneath of the deck or a hatch. Contact Factory for details.



Detail Showing Available
 Upholstery Mounting Ring
 Contact Factory for details

FIG. 1097

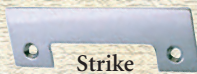


Lock or Latch Upholstery Mounting Ring Trim Ring

FIG. 0777 - RECTANGULAR FLANGE FLUSH HATCH DOG



**NEW FIG. 0777-F
WITH CONCEALED
FASTENERS**



CONSTRUCTION:

- CHROME PLATED BRONZE
- 2 OPTIONS: FLANGE WITH VISIBLE MOUNTING HOLES OR SMOOTH FLANGE WITH CONCEALED FASTENERS
- STAINLESS STEEL LOCK NUTS
- FLUSH STRIKE
- O-RING SEALS FOR WATER RESISTANCE
- DOES NOT RATTLE WHEN "DOGGED" DOWN



For Securely "Dogging" (Fastening) Deck Hatches



**FIG. 0777
WITH MOUNTING
HOLES**



ORDERING INFO		
Cam Bar Length Inches	Standard Pkg. - 1 Pc. OEM Pkg. - 5 Pcs.	Ship Wt. Carton Lbs. Std. Pkg.
Visible Mounting Holes		
15/16	0777000CHR	1.2
1-1/2	0777001CHR	1.2
3	0777002CHR	1.2
Concealed Fasteners		
15/16	0777F00CHR*	1.2
1-1/2	0777F01CHR*	1.2
3	0777F02CHR*	1.2

TECH INFO
Max. Hatch Thickness: 2"
Adjustment Cam Bar: 1-1/4" to 2"
Dimensions Face Plate: 3-13/16" x 3"
Screw Size: #8

* New Item

SPARE PARTS ORDERING INFORMATION

Cam Bar for Size #0: 077700099A Cam Bar for Size #1: 077700199A
Cam Bar for Size #2: 077700299A

CABINET HARDWARE



**FIG. 0778
WITH MOUNTING
HOLES**



FIG. 0778 - ROUND FLANGE FLUSH HATCH DOG

CONSTRUCTION:

- CHROME PLATED BRONZE
- 2 OPTIONS: FLANGE WITH VISIBLE MOUNTING HOLES OR SMOOTH FLANGE WITH CONCEALED FASTENERS
- STAINLESS STEEL LOCK NUTS
- FLUSH STRIKE
- O-RING SEALS FOR WATER RESISTANCE
- DOES NOT RATTLE WHEN "DOGGED" DOWN

For Securely "Dogging" (Fastening) Deck Hatches




**FIG. 0778-F
WITH CONCEALED
FASTENERS**

ORDERING INFO		
Cam Bar Length Inches	Standard Pkg. - 1 Pc. OEM Pkg. - 5 Pcs.	Ship Wt. Carton Lbs. Std. Pkg.
Visible Mounting Holes		
1-1/2	0778001CHR	1.2
3	0778002CHR	1.2
Concealed Fasteners		
1-1/2	0778F01CHR	1.2
3	0778F02CHR	1.2

TECH INFO
Max. Hatch Thickness: 2"
Adjustment Cam Bar: 1-1/4" to 2"
Diameter Face Plate: 4-3/8"
Screw Size: #8

SPARE PARTS ORDERING INFORMATION

Cam Bar for Size #1: 077700199A
Cam Bar for Size #2: 077700299A





LOCK & LATCH SETS

100th Year Anniversary Edition - 1907 to 2007



FIGS. 0918 & 0919 - RIM LOCK SETS

CONSTRUCTION:

- CHROME PLATED ZINC ALLOY

For Door Thickness 5/8 to 1-3/8 Inches

FIG. 0918 - REGULAR BEVEL WITH BOX STRIKE

FIG. 0919 - REVERSE BEVEL WITH FLUSH STRIKE

Locks by Turn Button from Inside or Key from Outside





FIG. 0918



**FIG. 0918
SHOWN
ASSEMBLED**

ORDERING INFO

Door Bevel/Strike Type	Dealer Pkg. 5 Sets 1 Set per Card	OEM Bulk Pkg. 10 Sets	Ship Wt. Carton Lbs. DP/OEM Bulk
Regular w/Box	0918DP0CHR	0918000CHR	7.0/12.9
Reverse w/Flush	0919DP0CHR	0919000CHR	6.8/12.2

TECH INFO

Dimensions Case: 3-7/8" x 2"
Dimensions Escutcheon: 4-3/8" x 1-1/4"
Screw Size: #6

SPARE PARTS ORDERING INFORMATION

Box Strike: 091800099A
Flush Strike: 0913DP0CHR
Knob and Handle Assembly: 0962000CHR
Regular Bevel with Cam: 0984000CHR
Reverse Bevel with Cam: 0920DP0CHR
Escutcheon Plate with Keys: 0953000CHR

FIG. 0927 - MORTISE LOCK SET

CONSTRUCTION:

- CHROME PLATED ZINC ALLOY



Locks by Turn Button from Inside or Key from Outside
Bevel can be Reversed During Installation



**FIG. 0927
SHOWN
ASSEMBLED**

ORDERING & TECH INFO

For Door Thickness	Dimensions Case Inches	Dimensions Escutcheon Inches	Dealer Pkg. 5 Sets 1 Set per Card	OEM Bulk Pkg. 10 Sets	Screw Size	Ship Wt. Carton Lbs. DP/OEM Bulk
1 to 1-3/8	2-3/4 x 2	4-3/8 x 1-1/4	0927DP0CHR	0927000CHR	6	7.0/12.9


SPARE PARTS ORDERING INFORMATION

Spare Flush Strike: 0913DP0CHR
Spare Knob and Handle Assy: 0962000CHR
Bevel with Cam: 0920DP0CHR
Escutcheon Plate with Keys: 092700099B

FIG. 0567 - TUBULAR LATCH SET

CONSTRUCTION:

- CHROME PLATED ZINC ALLOY
- SLIDING LOCK BUTTON



As seen in 1940 Catalog



**FIG. 0567
SHOWN
ASSEMBLED**

ORDERING & TECH INFO

For Door Thickness	Dimensions Escutcheon Inches	O.D. Tube Inches	Dealer Pkg. 5 Cards 1 Set per Card	OEM Bulk Pkg. 10 Sets	Screw Size	Ship Wt. Carton Lbs. DP/OEM Bulk
1 to 1-3/8	4-3/8 x 1-1/4	3/4	0567DP0CHR	0567000CHR	6	4.4/8.0

SPARE PARTS ORDERING INFORMATION

Flush Strike: 0912DP0CHR
Knob and Handle Assembly: 0962000CHR

CABINET HARDWARE

FIG. 1354 - SLIM BARREL BOLT




FIG. 1354



CONSTRUCTION:

- CHROME PLATED ZINC ALLOY
- INTEGRAL FRICTION PAD ELIMINATES RATTLE AND PROVIDES SMOOTH OPERATION

ORDERING & TECH INFO

Dimensions Overall Inches	Dealer Pkg. - 5 Cards 1 Pc. per Card	OEM Bulk Pkg. 25 Pcs.	Screw Size	Ship Wt. Carton Lbs. DP/OEM Bulk
3-3/4 x 3/4	1354DP0CHR	1354000CHR	6	1.0/3.9

FIG. 0947 - BARREL BOLT




FIG. 0947


CONSTRUCTION:

- CHROME PLATED BRONZE BODY & KEEPER
- 3/8" DIAMETER BOLT
- INCLUDES HIGH IMPACT BLACK NYLON BULKHEAD KEEPER
- BULKHEAD KEEPER EASILY INSTALLS IN A 5/8" HOLE
- SUPPLIED WITH FRICTION PAD TO ELIMINATE RATTLE AND PROVIDE SMOOTH OPERATION

DEALER PACKAGE INCLUDES BOTH STYLES OF KEEPERS
 BULK PACKAGE INCLUDES ONLY ONE STYLE OF KEEPER
 STANDARD KEEPER ORDER EXAMPLE: 0947001CHR
 BULKHEAD KEEPER ORDER EXAMPLE: 0947B01CHR

ORDERING & TECH INFO

Dimensions Overall Inches	Dealer Pkg. - 5 Cards 1 Pc. per Card	OEM Bulk Pkg. 25 Pcs.	Screw Size	Ship Wt. Carton Lbs. DP/OEM Bulk
3-7/16 x 1-7/16	0947DP1CHR	0947001CHR	6	1.8/7.0
4-5/16 x 1-7/16	0947DP2CHR	0947002CHR	6	2.1/9.7
5-1/4 x 1-7/16	0947DP3CHR	0947003CHR	6	2.4/10.7
3-7/16 x 1-7/16	-----	0947B01CHR	6	7.1
4-5/16 x 1-7/16	-----	0947B02CHR	6	9.1
5-1/4 x 1-7/16	-----	0947B03CHR	6	10.6



As seen in 1938 Catalog

FIG. 0956 - CABIN DOOR HOOK



FIG. 0956

CONSTRUCTION:

- CAST BRONZE
- PLAIN OR CHROME PLATED

ORDERING & TECH INFO

Length Hook Inches	Chrome Plated Bronze Dealer Pkg. - 5 Cards 1 Pc. per Card	Chrome Plated Bronze OEM Bulk Pkg. 50 Pcs.	Plain Bronze Standard Pkg. - 5 Pcs.	Ship Wt. Carton Lbs. DP/OEM Bulk/Std.Pkg.
1-1/2	0956DP1CHR	0956001CHR	0956001PLB	0.9/5.4/0.7
2	0956DP2CHR	0956002CHR	0956002PLB	0.9/5.8/0.7
2-1/2	0956DP3CHR	0956003CHR	0956003PLB	1.0/6.1/0.7
3	0956DP4CHR	0956004CHR	0956004PLB	1.0/7.0/0.8
3-1/2	0956DP5CHR	-----	0956005PLB	1.0/--/0.8
4	0956DP6CHR	0956006CHR	0956006PLB	1.1/7.3/0.9
5	0956DP7CHR	0956007CHR	0956007PLB	1.2/7.4/1.0
6	0956DP8CHR	0956008CHR*	0956008PLB	1.5/7.5/1.1

*OEM Bulk Pkg. - 25 pcs. Screw Size #6.

SPARE PARTS ORDERING INFORMATION

Bronze Keepers (2 per card): 0959DP0PLB
 Chrome Keepers (2 per card): 0959DP0CHR
 Chrome Keepers OEM Bulk (100 pcs.): 0959000CHR



FIG. 0959
SPARE KEEPER



As seen in 1936 Catalog



HASP, HOLD DOWN CLAMPS, RING BUOY HOLDER & AXE BRACKET

100th Year Anniversary Edition - 1907 to 2007



FIG. 0998 - HASP CONSTRUCTION:

- CHROME PLATED BRONZE

ORDERING & TECH INFO

Length Closed Inches	Width Overall Inches	Padlock Clearance Inches	Dealer Pkg. 10 Cards 1 Pc. per Card	OEM Bulk Pkg. 25 Pcs.	Screw Size	Ship Wt. Carton Lbs. DP/OEM Bulk
2	1	9/32	0998DP1CHR	0998001CHR	6	2.0/3.9
3	1	9/32	0998DP2CHR	0998002CHR	6	2.3/4.8

Chrome Keepers (2 per card): 0959DP0CHR.



FIG. 0998

FIG. 1108 - LOCKABLE HOLD-DOWN CLAMP CONSTRUCTION:

- CHROME PLATED BRONZE
- FLAT MOUNTING

ORDERING & TECH INFO

Dimensions Base Inches	Clearance Padlock Inches	Dealer Pkg. 5 Cards 1 Pc. per Card	OEM Bulk Pkg. 25 Pcs.	Screw Size	Ship Wt. Carton Lbs. DP/OEM Bulk
2-3/4 x 1-3/4	1/4	1108DP0CHR	1108000CHR	6	2.0/8.7



FIG. 1108

FIGS. 1112 & 1113 - HOLD-DOWN CLAMPS CONSTRUCTION:

- CHROME PLATED BRONZE
- FIG. 1112 - FLAT MOUNTING
- FIG. 1113 - RIGHT ANGLE MOUNTING

ORDERING & TECH INFO

Length Inches	Width Inches	Dealer Pkg. - 5 Cards 1 Pc. per Card	OEM Bulk Pkg. 25 Pcs.	Screw Size	Ship Wt. Carton Lbs. DP/OEM Bulk
3	1-1/2	1112DP0CHR	1112000CHR	8	2.0/9.0
2-1/2	1-1/2	1113DP0CHR	1113000CHR	8	2.3/9.3



FIG. 1112



FIG. 1113



As seen in
1938 Catalog

FIG. 1017 - RING BUOY HOLDER CONSTRUCTION OPTIONS:

- CHROME PLATED BRASS
- PLAIN BRASS

ORDERING & TECH INFO

Width Mounting Plate Inches	Height Overall Inches	Chrome Plated Brass Dealer Pkg. - 5 Cards 1 Pc. per Card	Plain Brass Standard Pkg. - 5 Pcs.	Screw Size	Ship Wt. Carton Lbs. DP/Std. Pkg.
3	4-1/2	1017DP0CHR	1017000PLB	8	2.9/2.4




FIG. 1017



As seen in
1932 Catalog

FIG. 0325 - AXE BRACKET CONSTRUCTION:

- STAINLESS STEEL

ORDERING & TECH INFO

For Blade Width Inches	Standard Pkg. - 10 Sets	Socket Screw Size	Bracket Screw Size	Ship Wt. Carton Lbs. Standard Pkg.
6	0325000STS	10 R.H.	6	3.1



Socket

Bracket

FIG. 0325

CABINET HARDWARE

FIGS. 0380 & 0380A - GRAB RAIL POSTS

CONSTRUCTION:

- HOLLOW, FOR 1 INCH O.D. TUBING
- CHROME PLATED BRONZE



FIG. 0380
END POST



FIG. 0380A
CENTER POST



As seen in
1950 Catalog

ORDERING INFO

Standard
Pkg. - 1 Pc.
0380000CHR
0380A00CHR

Ship Wt. Carton Lbs.
Standard Pkg.
0.8
0.7

TECH INFO

Height Overall: 3-3/8"
O.D. Base: 2-1/2"
Screw Size: #8

FIG. 1106 - UTILITY HOOK

CONSTRUCTION:

- CHROME PLATED ZINC ALLOY



FIG. 1106

ORDERING & TECH INFO

Projection Inches	Width Base Inches	Dealer Pkg. 10 Cards 1 Pc. per Card	OEM Bulk Pkg. 50 Pcs.	Screw Size	Ship Wt. Carton Lbs. DP/OEM Bulk
3/4	1	1106DP0CHR	1106000CHR	6	1.0/2.9

FIG. 0975 - UTILITY HOOK

CONSTRUCTION:

- CHROME PLATED ZINC ALLOY



FIG. 0975

ORDERING & TECH INFO

Projection Inches	Width Base Inches	Dealer Pkg. 10 Cards 1 Pc. per Card	OEM Bulk Pkg. 50 Pcs.	Screw Size	Ship Wt. Carton Lbs. DP/OEM Bulk
2	1-1/8	0975DP1CHR	0975001CHR	6	1.1/3.2
3	1-1/4	0975DP2CHR	0975002CHR	6	1.4/4.5

FIG. 0610 - UTILITY HOOK

CONSTRUCTION:

- CHROME PLATED ZINC ALLOY



FIG. 0610

ORDERING & TECH INFO

Projection Inches	Width Base Inches	Dealer Pkg. 10 Cards 1 Pc. per Card	OEM Bulk Pkg. 50 Pcs.	Screw Size	Ship Wt. Carton Lbs. DP/OEM Bulk
1-3/8	1-1/8	0610DP0CHR	0610000CHR	6	0.8/2.1



SPARE BULBS FOR NAVIGATION LIGHTS

100th Year Anniversary Edition - 1907 to 2007



FOR NAVIGATION LIGHTS ON VESSELS UNDER 20 METERS (65.6 FT.) IN LENGTH

FIG. 0337 - DOUBLE CONTACT BAYONET BASE BULB

ORDERING & TECH INFO

Nominal Voltage	Wattage	Amps	Dealer Pkg. 5 cards	Bulbs per Card	Bulb Diameter Inches	Mfr. Lamp No.	Ship Wt. Carton Lbs. Dealer Pkg.
12	7	.58	0337011DP	2	3/4	90	.03
12	11	.94	0337012DP	2	3/4	1004	.04
12	11	.94	0337R12DP*	2	3/4	1142R	.04
24	15	.63	0337014DP	1	1	306	.04
32	13	.40	0337018DP	1	3/4	624	.03



FIG. 0337

* Red Bulbs

FIG. 0375 - DOUBLE CONTACT BAYONET INDEXING BASE BULB

ORDERING & TECH INFO

Nominal Voltage	Wattage	Amps	Standard Pkg. - 1 Bulb	Ship Wt. Carton Lbs. Standard Pkg.
12	10	.83	037512V10W	0.1
12	25	2.08	037512V25W	0.1
24	10	.42	037524V10W	0.1
24	25	1.04	037524V25W	0.1
32	10	.31	037532V10W	0.1
32	25	.78	037532V25W	0.1



FIG. 0375

FIG. 0340 - MEDIUM SCREW BASE BULB

ORDERING & TECH INFO

Nominal Voltage	Wattage	Amps	Standard Pkg. - 6 Bulbs	L.C.L. Inches	Mfr. Lamp No.	Ship Wt. Carton Lbs. Standard Pkg.
12	15	1.25	0340005FRD A-17	2-3/8	15-A	0.5
12	25	2.08	0340006FRD A-19	2-9/16	25-A	0.7
32	15	.47	0340011FRD A-17	2-3/8	15-A	0.5
32	25	.78	0340012FRD* A-19	2-9/16	25-A	0.4



FIG. 0340

*Standard Pkg. - 2 bulbs

FIGS. 0067, 0069, 0070, 0071 & 0072

FESTOON BULBS - DOUBLE ENDED

ORDERING & TECH INFO

Nominal Voltage	Wattage	Amps	Dealer Pkg. - 5 Cards 2 Bulbs per Card	Bulb Dia. Inches	Bulb Length Inches	Ship Wt. Carton Lbs. Dealer Pkg.
12	8	.70	0071DP8CLR	3/8	1-1/8	0.2
12	10	.83	0069DP0CLR	3/8	1-5/8	0.2
12	10	.74	0070DP0CLR	3/8	1-11/16	0.2
12	15	.97	0070DP1CLR	9/16	1-11/16	0.3
12	10	.80	0071DP0CLR	3/8	1-1/8	0.2
24	8	.35	0072DP8CLR	3/8	1-1/8	0.2
24	10	.42	0067DP1CLR	3/8	1-11/16	0.2
24	18	.75	0067DP2CLR	9/16	1-11/16	0.2
24	10	.40	0072DP1CLR	3/8	1-1/8	0.2
32	12	.40	0070DP2CLR	3/8	1-5/8	0.2



FIG. 0067

FIG. 0069

FIG. 0070

FIG. 0071

FIG. 0072

NOTE: BULBS MUST BE ORDERED IN STANDARD OR DEALER PACKAGE QUANTITIES ONLY!

BULBS FOR NAVIGATION LIGHTS OVER 20M SEE PAGE 78.

FOR NAVIGATION LIGHTS ON VESSELS OVER 20 METERS (65.6 FT.) IN LENGTH

DUAL MEDIUM PREFOCUS SOCKET ASSEMBLY



Phenolic - 250 Volts - 1000 Watts
Plug In Type - Prewired with two medium
prefocus sockets. For use in double lens lights.

Std. Pkg. 1 Pc.	Height Overall Inches	Width Overall Inches	Weight Ounces
0303	3-7/8	3-7/8	11

Male Plug Only Cat. No. 0303A00. Female Socket Only Cat. No. 0303B00.

MEDIUM PREFOCUS SOCKETS



Phenolic - 250 Volts - 1000 Watts

Std. Pkg. 5 Pcs.	Height Overall Inches	Diameter Overall Inches	Weight Per Pkg. Ounces
0367	1-7/8	1-1/2	12.5
0347A00*	1-7/8	1-1/2	22.7

* Cat. No. 0347A00 (pictured) supplied with metal mounting cap tapped for 3/8 Inch I.P.S.

SINGLE CONTACT PREFOCUS SOCKET ASSEMBLY WITH STAND, BOTTOM PLATE AND GASKET



Std. Pkg. 1 Pc.	Height Overall Inches	Dia. Overall Inches	Weight Ounces
0294003PLB	3	3-3/4	4

DOUBLE CONTACT SOCKET



Std. Pkg. 1 Pc.	Height Overall Inches	Diameter Overall Inches	Weight Ounces
0134	7/8	1-3/4	1-1/4

112-1/2° LENSES



Color	Ht. Inches	Width Inches	Std. Pkg. - 1 Pc.	Weight Ounces
Red	4-1/4	3-1/16	0259CL2RED	5.4
Green	4-1/4	3-1/16	0259CL2GRN	5.4
Red	5-1/16	3-11/16	0259CL3RED	9.6
Green	5-1/16	3-11/16	0259CL3GRN	9.6



Color	Height Overall Inches	Dia. Opening Inches	Std. Pkg. - 1 Pc.	Weight Ounces
Red	6-3/4	6-1/8	0259001RED	16
Green	6-3/4	6-1/8	0259001GRN	16
Red	7-1/2	9-1/4	0259002RED	29
Green	7-1/2	9-1/4	0259002GRN	29

135° LENSES



Color	Height Inches	I.D. Inches	Std. Pkg. - 1 Pc.	Weight Lbs.
White	4-1/4	3-1/2	0269CL2WHT	0.4
White	5-1/8	3-5/8	0269CL3WHT	0.6
Yellow	4-1/4	3-1/2	0269CL2YLW	0.4
Yellow	5-1/8	3-5/8	0269CL3YLW	0.6

Color	Height Overall Inches	Dia. Opening Inches	Std. Pkg. - 1 Pc.	Weight Lbs.
White	6-3/4	5-1/8	0269001WHT	1.1
Red	6-3/4	5-1/8	0269001RED	1.1
Yellow	6-3/4	5-1/8	0269001YLW	1.1
White	7-1/2	7-1/4	0269002WHT	1.1
Red	7-1/2	7-1/4	0269002RED	1.3

360° LENSES



Color	Height Overall Inches	Diameter Opening Inches	Clear Std. Pkg. - 1 Pc.	Frosted Std. Pkg. - 1 Pc.
White	6-3/4	5-1/8	0261001CLR	0261001FRD
Red	6-3/4	5-1/8	0261001RED	0261RF1FRD
Green	6-3/4	5-1/8	0261001GRN	0261GF1FRD
Yellow	6-3/4	5-1/8	0261001YLW	0261MF1FRD
Gray	6-3/4	5-1/8	0261001GRY	-----
White	7-1/2	7-3/8	0261002CLR	0261002FRD
Red	7-1/2	7-3/8	0261002RED	0261RF2FRD
Green	7-1/2	7-3/8	0261002GRN	0261GF2FRD

Weight Size 1, 2.2 Lbs. - Weight Size 2, 3.2 Lbs.

225° LENSES



Color	Ht. Inches	I.D. Inches	Std. Pkg. - 1 Pc.	Weight Lbs.
White	4-1/4	3-3/8	0256CL2WHT	0.5
White	5-1/8	3-1/4	0256CL3WHT	0.6

Color	Ht. Overall Inches	Dia. Opening Inches	Std. Pkg. - 1 Pc.	Weight Lbs.
White	6-3/4	4-1/2	0256001WHT	1.4
Yellow	6-3/4	4-1/2	0256001YLW	1.4
White	7-1/2	6-5/8	0256002WHT	1.6

360° LENSES



Color	Height Inches	I.D. Inches	O.D. Inches	Std. Pkg. - 1 Pc.
Red	5	2-7/8	3-1/4	0106000RED
Green	5	2-7/8	3-1/4	0106000GRN
White	5	2-7/8	3-1/4	0106000WHT
Yellow	5	2-7/8	3-1/4	0106000YLW
Gray	5	2-7/8	3-1/4	0106000GRY

Weight 12 oz.

360° LENSES - With Top Assembly



Color	Ht. Overall Inches	Dia. Opening Inches	Std. Pkg. - 1 Pc.
White	5-3/4	5-1/2	0249000CLR
Red	5-3/4	5-1/2	0249000RED
Green	5-3/4	5-1/2	0249000GRN
Yellow	5-3/4	5-1/2	0249000YLW
Gray	5-3/4	5-1/2	0249000GRY

Weight 1.6 Lbs.


SINGLE CONTACT PREFOCUS BULBS



Std. Pkg. 1 Pc.	C-8 Filament Clear - 12 Volts Amperage	Mfg. No.
0373001CLR	.25	25A/S8
0373002CLR	.55	55A/S8
0373003CLR	.77	77A/S8
0373004CLR	1.15	1.15A/S8
0373005CLR	2.03	2.03A/S8SCP

Weight 1 oz.

CLEAR MEDIUM PREFOCUS BULBS



Cat. No.	Volts	Wattage
0342000CLR	120	7.5
0342001CLR*	120	15
0342002CLR*	120	25
0342003CLR*	120	40
0342024CLR	24	55
0342004CLR*	120	60
0342RS4CLR**	120	60
0342220CLR	220	65

Standard Pkg. - 1 pc. - *OEM - 25 pcs available.
Weight 1 Pc.: 0.1 lbs. - Weight 25 pk: 3.5 lbs
**Designed for rough service.

DOUBLE CONTACT BAYONET BULBS



Std. Pkg. 1 Pc.	Voltage	Wattage	Candella
0374001CLR	12	30	24
0374002CLR	24	30	24
0374003CLR	32	30	24
0374004CLR	120	30	24

Weight 1 oz.

NOTE: BULBS MUST BE ORDERED IN STANDARD OR DEALER PACKAGE QUANTITIES ONLY!

BULBS FOR NAVIGATION LIGHTS UNDER 20 METERS (65.6 FT.) SEE PAGE 77.



NUMERICAL INDEX

100th Year Anniversary Edition - 1907 to 2007

FIG. No.	PAGE No.	FIG. No.	PAGE No.	FIG. No.	PAGE No.	FIG. No.	PAGE No.
0024	32	0455	31	0887	44	1248	67
0061	58	0465	66	0889	36, 38, 40, 47 & 49	1253	32
0063	63	0493	58-61	0890	36, 38, 40, 45, 47 & 49	1263	32
0065	65	0500	60 & 61	0891	36, 38, 40 & 45	1323	32
0066	65	0514	32	0893	49	1340	31
0067	30 & 77	0526	67	0894	49	1342	31
0069	30 & 77	0530	67	0895	49	1354	82
0070	30 & 77	0539	67	0897	49	1363	11 to 13
0071	77	0545	67	0899	45 & 49	1364	13 & 16
0072	77	0555	32	0902	45	1365	13 & 16
0075	58 & 64	0567	73	0905	40, 45, 48 & 49	1366	13 & 16
0076	63	0593	59 & 61	0908	36, 38, 40 & 45	1367	13 & 16
0077	58	0610	76	0910	36, 38 & 40	1368	13 & 16
0093	24 & 26	0701	32	0911	47	1369	12 & 16
0106	22 & 78	0706	68 & 69	0918	73	1370	12 & 16
0112	22	0709	65	0919	73	1372	12 & 16
0123	66	0710	68 & 69	0920	73	1373	12 & 16
0127	66	0711	68 & 69	0927	73	1374	12 & 16
0132	32	0712	68 & 69	0947	74	1384	10 & 11
0133	21	0715	68 & 69	0953	73	1385	10 & 11
0134	20, 21 & 78	0721	65	0956	74	1386	10 & 11
0144	66	0722	65	0959	74 & 75	1387	10 & 11
0150	66	0730	68 & 69	0962	73	1388	10 & 11
0158	66	0731	68 & 69	0969	33, 35, 40 & 41	1901	46 to 48
0170	28 to 30	0753	32	0975	76	1902	46 to 48
0171	66	0777	72	0984	73	1921	46 to 48
0172	66	0778	72	0998	75	1922	46 to 48
0174	58	0805	59 & 62	1017	75	1925	46 to 48
0179	66	0806	42, 43 & 48	1087	31	1930	48
0200	24 to 27	0807	42, 43 & 48	1090	31	1931	48
0248	31	0809	42, 43 & 48	1091	70 & 71	1932	47 & 49
0249	20, 21 & 78	0810	42, 43 & 48	1092	70 & 71	1933	47 & 49
0256	18, 19, 21 & 78	0811	42 & 43	1094	71	1936	47 & 49
0257	32	0816	42 & 43	1095	71	8511	57
0259	18, 19 & 78	0817	42 & 43	1105	14, 15 & 18-21	8512	57
0261	14, 15, 17-19, 23 & 78	0820	42 & 43	1106	76	8603	56
0269	18, 19 & 78	0825	63	1108	75	9304	50 & 52
0276	22 & 32	0834	62	1111	18 & 21	9501	54
0294	78	0835	62	1112	75	9504	54
0303	15, 17 & 78	0836	42 & 43	1113	75	9506	54
0305	33	0837	42, 43 & 48	1119	14, 15 & 18-21	9508	54
0309	22	0839	42, 43, 48 & 49	1127	20	9510	54 & 55
0313	33	0844	42, 43 & 48	1128	20	9511	54 & 55
0314	34	0845	42, 43 & 48	1129	20 & 21	9512	54
0322	70	0846	42, 43 & 48	1130	20	9514	54
0325	75	0847	48	1133	14, 15, 18 & 24	9521	54 & 55
0331	64	0848	48	1143	14, 15, 18 & 23	9530	54
0337	31, 32 & 77	0851	33, 35, 38 & 39	1150	18 & 19	9551	54 & 55
0340	77	0852	33, 35, 38 & 39	1151	18 & 19	9560	51
0341	18 & 19	0859	48	1152	18 & 19	9563	51
0342	10-17, 19, 23 & 78	0860	42, 43 & 48	1153	18 & 19	9565	51
0347	18, 19, 21 & 78	0866	49	1154	18 & 19	9566	51
0348	64	0872	42 & 48	1164	15 & 17	9568	51
0367	11-13, 23 & 78	0873	42 & 48	1165	15 & 17	9581	55
0373	78	0874	42	1166	15 & 17	9582	54
0374	20-22 & 78	0875	42	1167	15 & 17	9611	57
0375	24-27 & 77	0876	42	1168	15 & 17	9612	57
0380	76	0878	42	1169	14 & 17	9703	56
0403	23	0879	42	1170	14 & 17	9854	50 & 53
0412	23	0880	42 & 48	1172	14 & 17		
0433	33 & 34	0883	36 & 37	1173	14 & 17		
0454	23	0884	38 & 39	1174	14 & 17		
		0885	40 & 41				

NUMERICAL INDEX

PERKO[®]
Shaping the Wave of Excellence[®]

For Our Complete Line of Products See Catalog No. 305

*Celebrating 100 Years
1907 to 2007*



NAVIGATION LIGHTS

SEARCHLIGHTS

ELECTRICAL HARDWARE

CABINET HARDWARE

DECK HARDWARE

FISHING EQUIPMENT


LOCKS & LATCHES

UNDERWATER HARDWARE

INTERIOR & UTILITY LIGHTING

MARINIUM

CAMO LINE



MANUFACTURER OF MARINE NAVIGATION LIGHTS, HARDWARE AND ACCESSORIES



*PERKO manufactures many other products with
unequaled dedication to quality, workmanship and materials.
For further information and/or our complete catalog,
contact your local marine supplier or the
Representative shown below:*

Represented By:

Manufacturer of Marine Lights, Hardware and Accessories